

EM 385-1-1, 2014 Significant Changes

USACE-SO

EM 385-1-1 Rewrite Team



US Army Corps of Engineers
BUILDING STRONG®



BUILDING STRONG®

Details



- 8 ½" x 11" format, 3-hole punched to fit standard binder
- Approx. 950 pages (vs. 1,100)
- Over 750 comments submitted
- Focus on collaboration with industry, government, public



Details



- Still 34 sections
- Appendices stacked consecutively – A thru G and Q=definitions
- Appendices H-R blank
- Front Letter basically the same but important - READ



Section 1 – Program Management

- 01.A.02 Employer is responsible for maintaining a SOH Program...
- *Note 1: Supplementation of this manual is not authorized except as published by the SOH Office, HQUSACE.*
- *Note 2: Local USACE Commands may develop Standard Operating Procedures (SOPs) to implement the provisions contained within this manual, but may not implement new requirements (e.g., more stringent, differing in intent, etc.), without the specific approval of HQUSACE-SO.*
- *Rationale: Nationalized Consistency.*



Section 1.A – General

- Sections re-titled (i.e., 01.A.08 re-titled to “USACE Business Process”)
- 01.A.09 re-titled to “USACE Project Management Plan”
 - d. Locally developed SOH requirements will not be included in contract requirements without the concurrence of the Contracting Officer (KO) and local SOHO. A copy of locally added requirements will be provided to HQUSACE-SO.
- *Rationale: More clearly delineated subject material;*
- *Rationale: UFGS are to be used. Guides specs allow for choices. When these choices are changed/negated and others added, the Local SOHO shall be involved.*



Section 1.A.12 – Accident Prevention Plans

- 01.A.12 Accident Prevention Plans (APP) for Contract Work.
- a.(1) The Contractor shall identify each major phase of work that will be performed on this contract. Within each major phase, all activities, tasks or Definable Features of Work (DFOWs) shall be identified **that will require an AHA.** > *See Section 01.A.14.*
- *Rationale: AHA's will NOT be turned in with the APP. This has become a paperwork exercise that defeats the true intent/value of the AHA process.*



Section 1.A.14 – Contractor RM Process/AHAs

- 01.A.14 Contractor Risk Management Process (AHAs) – identifies what a RM Mgmt Process is and says the AHA is what the USACE assessment tool.
- *Added note saying contractors and others may use Job Safety Analyses (JSAs), Job Hazard Analyses (JHAs), or similar RM assessment tools and that these are considered equivalent to, and acceptable substitutes for, the USACE's AHA provided the data collected is the same as that required by the AHA.*
- *Rationale: AHA process will be used by USACE in-house. Contractors may use it but other RM assessment tools are acceptable if info is equivalent.*



Section 1.A.14 – Contractor RM Process/AHAs

- 01.A.14 Contractor Risk Management Process (AHAs)
- b. Before beginning each work activity, task or (DFOW), the ***Contractor performing that work activity*** shall prepare the initial AHA. A Risk Assessment Code (RAC) is assigned to each step, to the risk that remains after controls have been applied (residual risk).
- **Rationale:** AHAs shall be prepared by the persons with the knowledge of that activity (not necessarily the GC). AHAs are submitted just prior to that work being performed instead of when APP is submitted.



Section 1.A.14 – Contractor RM Process/AHAs

- 01.A.14 Contractor Risk Management Process (AHAs)
- d. AHA's are intended to be developed and used by the field crews/workers performing the work, with the assistance of others (SSHO, QC, Superintendent, etc) as needed. The initial, accepted AHA shall be provided to and used by the field crews/workers that are performing that activity. AHAs are to be considered living documents and are intended to be created in the field and updated by the workers as needed.
- **Rationale:** Same as previous slide. AHAs shall be prepared by the persons with the knowledge of that activity. Those performing the work shall know of, and shall follow that AHA. SOPs for updating are in this section as well.



Section 1.A.15 – USACE RM Process/AHAs

- 01.A.15 USACE Risk Management Process (AHAs) .
- Defines RM Process for USACE only, using the AHA as our assessment tool.
- **Rationale:** Provide USACE projects/workers with the requirements/procedures to administer the RM process to their work. AHAs shall be prepared by the persons with the knowledge of that activity. Those performing the work shall know of, and shall follow that AHA. SOPs for updating are in this section as well.



Section 1.A.17 – Contractor SSHO

- 01.A.17 Contractor Site Safety and Health Officer (SSHO).
- Full-time Responsibility : The SSHO shall be present at the project site, located so they have full mobility and reasonable access to all major work operations during the shift.
- Education/Knowledge: 30-hour training for construction or industry (depending on work being performed), or equivalent (approved by local SOHO).
- **Rationale:** To have knowledgeable, skilled SSHO eyes on the project at all times for the TYPE of work being performed.



Section 1.A.17 – Contractor SSHO

- 01.A.17 Contractor Site Safety and Health Officer (SSHO).
- Experience: 5 yrs of continuous construction or industrial SO experience in supervising/ managing safety programs or processes or conducting hazard analyses and developing controls), or 4 yrs if SSHO has a Third-Party, Nationally Accredited (ANSI or NCCA) SOH-related certification (*defined in App Q*)
- Maintain competency - 8 hrs of documented formal, on-line, or self-study safety and health related coursework every year. Examples given.



Section 1.A.17 – Contractor SSHO

- 01.A.17 Contractor Site Safety and Health Officer (SSHO).
- Projects with multiple shifts: Alternate SSHO allowed. Alternate is equivalent to SSHO.
- If SSHO is off-site for >24 hours: Alternate SSHO provided.
- If SSHO is off-site for \leq 24 hours: Designated Representative (DR) can be used. DR=collateral duty person.
- If DFOW/activity has multiple sites AND RAC is low or medium, DR is appointed at each site if >45 minutes travel to SSHO



Section 1.A.17 – Contractor SSHO

- 01.A.17 Contractor Site Safety and Health Officer (SSHO). EXCEPTIONS:
- Dredging contracts: SSHO requirements established in standardized contract clause for dredging project site safety personnel shall be used as it is included in the current UFGS
- Limited service contracts – e.g., mowing only, park attendants, rest room cleaning), the KO & SOHO may modify SSHO requirements and waive more stringent elements
- Field walk-over, surface soil sampling, or long term water sampling (no exposure to mechanical/explosive hazards), the SSHO may be collateral duty; shall have a min. 8 hrs of training/year and specific knowledge of the potential hazards of the tasks being completed.



Section 1.A.18 – USACE Safety Personnel

- 01.A.18 USACE SOH Professional and Collateral Duty Safety Officer (CDSO).
- Safety POC assigned to all const/maint tasks/activities
- If RAC is high/extremely high, SOH Prof required
- If RAC is low/medium, SOH Pro or CDSO on site
- Multiple sites – safety POC is appointed on each site if > 45 minutes from CDSO

- Rationale: to insure USACE projects are assessed for risk and assigned the appropriate level of SOH support.



Section 1.A.19 – USACE CDSO

- 01.A.19 Collateral Duty Safety Officer (CDSO).
 - Appointed in writing
 - SOH training criteria
 - Maintain Competency through 24 hrs/4 years
-
- Rationale: to insure USACE projects and activities are provided the appropriate level of qualified, educated and skilled SOH support.



01.A.20 Fatigue Management Plan

- A FMP shall be completed as part of the APP/Project SOH plan whenever work hours:
 - exceed 10-hrs/day for more than 4 consecutive days;
 - exceed 50-hours in a 7-day work week;
 - exceed 12-hrs/day for more than 3 consecutive days, or
 - exceed 58-hrs/week for sedentary (includes office) work.
- Defines “Rest”
- *Rationale: USACE has had mishaps where direct cause is related to fatigue. FMP is a chance to allow long or demanding work hours when needed but insures that*
~~*fatigue is considered as a risk factor.*~~



01.A.20 Fatigue Management Plan

- b. The FMP shall address the following conditions for operator work hour limitations:
- Equipment Operators – same as before, not permitted to exceed 12-hours of duty time in any 24-hour period, without a minimum of 8 consecutive hours of rest between shifts in a 24-hour period.
- Motor Vehicle Operators – same as before - while on duty, shall not operate vehicles for a continuous period of more than ten 10-hours in any 24-hour period;
- Rationale: realizes that long hours are sometimes needed but insures fatigue as a risk factor is considered.



01.A.20 Fatigue Management Plan

- b. The FMP shall address the following conditions for operator work hour limitations:
- Floating Plant – (moved from Section 19). All floating plant personnel shall be scheduled to receive a minimum of 8-hours rest in any 24-hour period, except:
 - When quarters are provided immediately adjacent to, or aboard the work site, these hours of rest may be divided into no more than 2 periods, one of which must be at least 6 continuous hours in length.
 - Rest periods may be interrupted in case of emergency, drill, or other overriding operational necessity.



01.A.20 Fatigue Management Plan

- c. FMP shall identify affected workers, management responsibility, training, and the controls established at the worksite.
- (1) Training shall include....
- (2) Controls for fatigue may include work scheduling (limit number of consecutive night shifts), rotating jobs to prevent repetitive work, breaks at critical times in the work cycle, control of environmental factors (heat, cold, use of personal protective equipment), buddy check-in for individuals working alone, and alternate transportation for long commutes.
- Rationale: Fatigue factors and controls must be evaluated and planned.



01.D Mishap Reporting and Investigation

- 01.D.01 A mishap is any unplanned, undesired event that occurs during the course of work being performed. The term “mishap” includes accidents, incidents and near misses. > *See Appendix Q and reporting thresholds and criteria in Section 01.D.03.*
- Recordable property damage threshold increased to \$5K (old \$2K) – per Dept. of Army
- Days Away Injuries/Illnesses
- Restricted/Transfer Injuries
- Rationale: New reporting threshold & terminology.



01.D Mishap Reporting and Investigation

- 01.D.05 ANY mishap in one of 4 HH areas shall be reported immediately to GDA/CESO
 - Electrical – includes Arc Flash and Hazardous Energy Control
 - LHE/Rigging
 - Fall-from-Height
 - Underwater Diving
- Note: The reporting and associated investigation of these mishaps is considered a leading indicator. As such, this information is to be used for data collection, data trending and correction of hazards or program deficiencies before they result in an accident. To encourage reporting of these mishaps, for the betterment of all, this data is NOT to be used for any other reason.



01.F and 01.G

- 01.F Emergency Operations. NEW. Civil Disaster Emergency Operations shall be in accordance with Appendix B for both USACE and Contractor activities.

- 01.G Activities Involving Explosives and/or Ammunition. NEW.
 - Commercial explosives on non-military lands/installations – go to section 29.
 - Commercial explosives on military lands/installations or MEC – go to EM 385-1-97.

- Rationale: refers readers to correct locations.



Section 2 - Sanitation

- Para. 2.B.01 a. Periodic sanitation inspections of food preparation areas (kitchens and dining facilities) shall be conducted at least weekly and documented.
- **Defined frequency and documentation of sanitation inspections.**
- 02.C.01 Added: a. Drinking water shall be provided, whenever possible, from a local municipal water supply that is in compliance with federal, state, and local drinking water standards.
- b. When drinking water is obtained from an on-site well, the water shall be tested and the system supplied in accordance with the Safety Drinking Water Act, 40 CFR 141-143, and any state or local drinking water regulations.
- c. If water is not available from a local municipal water supply or on-site well, a temporary potable water system shall be provided from a licensed drinking water source.
- **Strengthen drinking water sources safety and added a discussion on floating plants meeting the same standards as naval vessels.**



Section 2 - Sanitation

- Para. 02.C.10 All potable wells intended for drinking water or human contact shall include appropriate wellhead protection to ensure sanitary quality. Wellhead protection shall include methods or appurtenances to preclude fecal contamination, insect infestation, and deliberate human actions that might jeopardize the quantity and quality of the water supply.
- **Added protection of on-site drinking water wells from contamination and terrorist activities.**
- Para. 02.J.01 Added: All USACE food service facilities and facilities operated under USACE contracts, including galleys aboard vessels, shall be compliant with the US Public Health Service (USPHS) Food and Drug Administration (FDA) Food Code of 2009, as amended.
- **Provided some requirements for food service facilities and personnel**




Section 3 - Medical and First Aid Requirements

- 03.A.04.e. All locations where the work efforts are primarily administrative, such as a district or regulatory office, shall either have accessible, staffed infirmary in the building or a medical clinic, hospital, or doctors' office accessible within five (5) minutes and the requirements of Sections 03.A.02 and 03.A.03.a shall be met.
- Compliance with 1910.151 and 1926.50. (A note will be added requiring a shorter time for high hazard operations.)
- **Rationale:** Defined Health Clinic Requirements for large office staffs: either have a clinic or emergency services within 5 minutes and CPR/First Aid Trained individuals available.



Section 3 - Medical and First Aid Requirements

- In 03.A.02 and in 03.B.04, required all First Aid, CPR, and AED training contain hands-on and NOT be allowed to be taken on-line. Also required retraining a minimum of every two years.
- 03.A.02 Added: c. Training and Retraining. First aid attendants shall hold current certification in first aid and CPR from the American Red Cross (ARC), the American Heart Association (AHA), or from an organization whose training adheres to the standards of the International Liaison Committee on Resuscitation (as stated in writing), or from a Licensed Physician.
- (1) All classes shall contain a hands-on component that cannot be taken online.
- (2) The certificate(s) shall state the date of issue and length of validity.
- (3) All first aid and CPR attendants shall be retrained every two  years.

Section 3 - Medical and First Aid Requirements

- **Required all AEDs in a location be the same manufacture and model and clearly defined maintenance program for AEDs.**
- Added 03.B.04-For the ease of use and program maintenance, all AEDs in a location and/or Command should be the same manufacturer and model. For guidance, USACE facilities should refer to Guidelines for Public Access Defibrillation Programs in Federal Facilities, dated 14 August 2009 (<http://www.thefederalregister.com/d.p/2009-08-14-E9-19555>).
- e. Equipment Maintenance Program shall be based on the manufacturer's recommendation, shall include regular and after use pad replacements and battery replacements.



Section 4 - Temporary Facilities

- 04.A.05: After subject line of “Temporary Work Camps (Floating Plant Excluded)” added “The design and construction of work/labor camps shall be IAW 29 CFR 1910.142.”
 - Refers to Code of Federal Regulation governing Temporary Labor Camps.
- Para. 04.A.07 (new): Added new subject, “Temporary Explosives Storage Areas. Temporary Explosive Storage Areas shall be IAW the EM 385-1-97 (Explosives Safety and Health Requirements) Chapter 1, Section 2, Subpart 1.2.N”.
 - Clarifications/highlight these storage areas and reference to follow.
- Para. 04. B.10.b: Currently reads “Truck haul roads should be kept to less...” changed to “Access/Haul roads should be kept to less....”
 - Need to address that haul roads are not exclusive to trucks.



Section 5 - Personal Protective and Safety Equipment

- **05.C Hearing Protection and Noise Control requires contractors to comply with ACGIH, have a written program, training, and pre and post work hearing tests.**
- Para. 05.C .01 b. Contractors programs shall comply with American Conference of Governmental Industrial Hygienist (ACGIH) Threshold Limit Values (TLVs) and this manual at a minimum. All contractors who expose employees to noise greater than the values listed above shall have a hearing conservation program which includes:....(1) – (4)



Section 5 - Personal Protective and Safety Equipment

- 05.D.02 Allows for stickers on hard hats provided they do not interfere with the ability to properly inspect it.
- 05.D.02 All protective headgear shall meet the requirements of ANSI Z89.1.
- a. No modification (i.e. paint) to the shell or suspension is allowed except when such changes are applied or approved by the manufacturer. Stickers are allowed on the hard hat provided they do not interfere with the ability to properly inspect it. >
See 05.D.03.



Section 5 - Personal Protective and Safety Equipment

- **05.F requires reflective vests if exposed to vehicular traffic > 35 mph; night work requirements; and allows for deviation based on heat or if greater hazard is created**
- **Para. 5.F.02: b. Workers are exposed to vehicular or equipment traffic in excess of 35 mph (56.3 kph)**
- **Para. 05.F.03 When working at night, on or near sites where vehicle traffic is present, workers (such as, but not limited to, signal persons, spotters, survey crews and inspectors) shall wear, at a minimum a Class 3 high-visibility safety coverall/jumpsuit or a Class 3 high-visibility safety jacket and Class E high-visibility pants, or bib**
- **05.F.04 If the use of High Visibility apparel proves to create a greater hazard due to moving machinery, pinch points, heat stress or other reasons, an AHA detailing rationale for infeasibility of use and alternate safety measures to be used to ensure same level of worker safety, shall be developed,.....**



Section 5 - Personal Protective and Safety Equipment

- **05.G.04 Medical evaluation for Respirator Usage. Required before fit testing (annually), and for USACE required targeted physical for pre and post-placement.**
- Para. 05.G.04. Added: d. All USACE respirator users shall have a pre-placement history and targeted physical. The exam shall include a pulmonary function test, evaluation of the cardiovascular and respiratory system, and any tests required by the Occupational Health Provider.



Section 5 - Personal Protective and Safety Equipment

- **Para. 05.H Moved FP harness standards to Section 21.**
- **Added a new paragraph on Hand Protection. The paragraph requires proper selection, training, and inspection of hand protection and provides a table on the suggested types of hand protection.**
- Para. 05.H.01 Employers shall select and require employees to use appropriate hand protection when employees' hands are exposed to hazards such as skin absorption of harmful substances, severe cuts or lacerations, severe abrasions, punctures, chemical burns, thermal burns, harmful temperature extremes, high hand vibration and sharp objects.



Section 6 - Hazardous or Toxic Environments

06.A.03 Added: “Regular housecleaning (work and break area surface cleaning) and personnel decontamination procedures shall be instituted in areas where the operations generate toxic dust and fume hazards. The frequency of surface cleaning and of decontamination procedures is dependent on the nature of the hazards and frequency and risk from the exposure and shall be documented in the project safety plan or accident prevention plan.”










- Reason: OSHA regulations for lead, chromium, and cadmium.



Section 6 - Hazardous or Toxic Environments

HCS Pictograms and Hazards

| | | |
|---|---|---|
| <p>Health Hazard</p>  <ul style="list-style-type: none"> • Carcinogen • Mutagenicity • Reproductive Toxicity • Respiratory Sensitizer • Target Organ Toxicity • Aspiration Toxicity | <p>Flame</p>  <ul style="list-style-type: none"> • Flammables • Pyrophorics • Self-Heating • Emits Flammable Gas • Self-Reactives • Organic Peroxides | <p>Exclamation Mark</p>  <ul style="list-style-type: none"> • Irritant (skin and eye) • Skin Sensitizer • Acute Toxicity (harmful) • Narcotic Effects • Respiratory Tract Irritant • Hazardous to Ozone Layer (Non Mandatory) |
| <p>Gas Cylinder</p>  <ul style="list-style-type: none"> • Gases under Pressure | <p>Corrosion</p>  <ul style="list-style-type: none"> • Skin Corrosion/ burns • Eye Damage • Corrosive to Metals | <p>Exploding Bomb</p>  <ul style="list-style-type: none"> • Explosives • Self-Reactives • Organic Peroxides |
| <p>Flame over Circle</p>  <ul style="list-style-type: none"> • Oxidizers | <p>Environment (Non Mandatory)</p>  <ul style="list-style-type: none"> • Aquatic Toxicity | <p>Skull and Crossbones</p>  <ul style="list-style-type: none"> • Acute Toxicity (fatal or toxic) |

6.B.01 Added changes to be complaint with the Globally Harmonized System Changes to the Hazard Communication Standard



Section 6 - Hazardous or Toxic Environments

- 06.D
- Moved discussion of melting pots to Section 09.
- Added: “06.D.01 c. Location where hot substances are heated shall be located away from any ventilation intake air vents. If hot substances are being applied to a roof, the ventilation intake air vents shall be temporarily relocated so as to prevent the uptake of the fumes into the building or the work shall be completed at a time when the building is not occupied.”
- Reason: Melting Pots fit better in Section 9.
- Reason: 29 CFR 1910.152, Personal Protective Equipment and Good Practice



Section 6, Hazardous or Toxic Environments

- 06.F.01 Added: When a USACE Radiation Safety Program exists at a location/facility that has potential Radon-222 emissions from radioactive material use, the more restrictive of the specific limits, the specific license condition or the NRC requirements in 10 CFR 20 for Radon 222 shall apply. If USACE employees work in a building, structure, or tunnel that has naturally occurring Radon-222, then OSHA requirements in 20 CFR 1910.1096 are applicable as specified in 06.F.14 Radon.
- Reason: This adheres to the specific worker protection standards. Currently only standard in the Army.
- **BLUF: Required to follow OSHA unless have license and then follow NRC**



Section 6, Hazardous or Toxic Environments

- 06.J. Heat/Cold Stress Management was rewritten. Below are the major changes are:
- **Move the Inclement Weather to Section One**
- Removed the ACGIH tables
- Monitoring WBGT or table of approximate WBGT
- Cold Stress set criteria for including cold in APP: low temperatures and wind chills, bare hand work, refrigerated room work
- Reason: Response to several heat related injuries.



Section 6 - Hazardous or Toxic Environments

Added to 06.H.01 – Allowed recirculation of filtered air with provisions:

- a. Air sampling shows it is safe.
 - b. Not generating chromium or beryllium
 - c. Sampling includes carbon monoxide, ozone, and carbon dioxide
 - d. Air not recirculated into a confined space
 - e. Filter is on a regular maintenance schedule
- Reason: In response to a request for clarification



Section 6 - Hazardous or Toxic Environments

06.K.03 Added Hand Vibration Monitoring and Controls to be in compliance with ANSI S2.70

- Reason: Meet ANSI S2.73 and bring awareness to hand vibration control



Section 7 - Illumination

- Section 7.A : Added Section summary statement – not in previous editions.
- 07.A Proper illumination of work spaces, project sites, roadways and vessels is imperative to a safe working environment. It is of significant importance in safe vehicular operation and the prevention of slips and falls. USACE operations and projects shall conform to the illumination standards detailed herein.
- **Equipment Requirement added**
- 07.A.02 While work is in progress, offices, facilities, accessways, working areas, construction roads, etc., shall be lighted by at least the minimum light intensities specified in Table 7-1. .Illumination readings shall be taken and recorded whenever proper lighting of an area is in question. A calibrated light meter shall be provided, maintained and used as necessary to provide illumination readings.



Section 7 - Illumination

Changed References:

- 07.A.03 Office lighting shall be in accordance with the Illuminating Engineering Society of North America (IESNA) 2011 Handbook.
- 07.A.04 Roadway lighting shall be in accordance with IESNA RP-8, 2005. Reference is available on the Whole Building Design Guide website to USACE Personnel.
- 07.A.05 Marine lighting shall be in accordance with American Bureau of Shipping, “Guide for Crew Habitability on Ships, 2012.”



Section 7 - Illumination

Added requirement for portable light carts.

- 07.A.10 Generator-powered portable lighting units shall be grounded in accordance with manufacturer's instructions. In addition, a survey of the area to be lighted will be conducted and documented to ensure overhead power lines do not pose a hazard.



Section 8 - Accident Prevention Signs, Tags, Labels, Signals, Piping System Identification & Traffic Control)

- Section 8.A: Updated references & provided additional OSHA, ANSI, ASME references
- Para. 08.A.06: Updated Warning Sign background to Orange
- Para. 08.B.04, 11, 12: All address backing up, signal person use and back-up alarms. Bold paragraph and added note to emphasize and reference as a result of a USACE vehicle related fatality:

“Note: This applies to operations covered in Section 18.”



Section 9 - Fire Protection and Prevention

- Moved asphalt/melting pots from Section 6 to Section 9.A.04
- 09.A.04 Hot Work Permits.
- Defined when should be required:
 - The GDA shall survey all activities and determine which require a hot work permit. All hot work and hot work permits shall conform to local policy, when present.
 - a. Hot work permits shall be required when performing activities which generate or have the potential to generate, heat, sparks, or open flames, such as abrasive blasting, burning, brazing, cutting, grinding, powder-actuated tools, hot riveting, soldering, thawing activities, welding, or any similar operation capable of initiating fires or explosions.



Section 9 - Fire Protection and Prevention

■ Requirements for hot work:

- b. Areas shall be surveyed prior to performing any hot work to ensure they are free of fire hazards and to determine if a fire watch is required.
- c. Fire watches shall be conducted in accordance with .K.01 and 09.K.03.
- d. A fully charged fire extinguisher, minimum 10 lbs, shall be readily available in the immediate area of the hot work.
- e. Hot work permits shall include date(s) authorized for hot work and identify the objects on which the hot work is to be performed. The permit shall be kept on file until the completion of the hot work.
- f. Hot work is prohibited in the following areas:
 - (1) In areas not authorized by GDA;
 - (2) In sprinklered buildings while such protection is impaired;
 - (3) In the presence of explosive atmospheres, areas where an explosive atmosphere may develop, or where there is an accumulation of combustible dust;
 - (4) In area near the storage of large quantities of exposed, readily ignitable materials such as bulk sulfur, baled paper, or cotton.



Section 10 - Welding and Cutting

- **Defined a safe distance for workers adjacent to arc welding and clarified requirements for welding curtains.**
- 10.A.04 Arc welding and cutting operations shall be shielded by noncombustible or flameproof screens that will protect employees and other persons working within 35 ft (12.18 m) from the direct rays of the arc, sparks, molten metal, spatter, and chipped slag.
- a. Welding curtains shall be suitable for the welding process and amperage.
- b. Welding curtains shall provide a high degree of safety against ultraviolet radiation and blue light.
- c. Welding curtains shall be fade resistant and flame retardant.
- d. The use of blue tinted welding curtains is prohibited if observers are in the work area as they provide very little blue light protection.



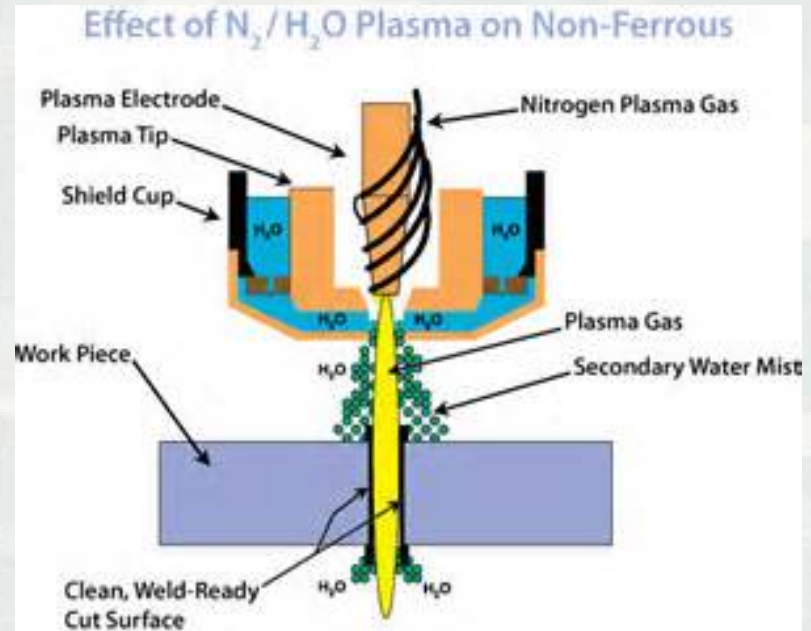
Section 10 - Welding and Cutting

- **Para. 10.D.03 Added a requirement for 60-minute fire watch. Added as a recommended action after a fire mishap.**
- 10.D.03.c. When welding or cutting must be done in a location where combustible or flammable materials are located, inspection and authorization by the GDA shall be required before such operations are begun. During welding or cutting, a fire watch shall stand with a fire extinguisher equipment readily available and be trained in its use and in sounding an alarm in the event of a fire. A fire watch shall be maintained for at least one hour after completion of the welding or cutting operation to extinguish possible smoldering fires.



Section 10 - Welding and Cutting

- **Added new 10.H to address requirements for Plasma Cutting – method used but not previously addressed.**
- 10.H Plasma Cutting.
- 10.H.01 Plasma arc cutting equipment shall be installed, maintained, and operated in accordance with the NEC and manufacturer’s instructions.
- 10.H.02 All cables and torch leads shall be inspected before each use. Any damaged cables and torch leads shall be replaced before use.
- 10.H.03 All consumables (nozzles, electrodes, etc.) shall be verified for proper installation before each use.
- 10.H.04 All torches used in plasma cutting shall contain a trigger safety device to prevent accidental contact.



Section 10 - Welding and Cutting

- **Added new 10.I to address requirements for Thermite Welding - method used but not previously addressed.**
- 10.I Thermite Welding
- Thermite is a pyrotechnic composition or metal powder fuel and metal oxide. When ignited by heat, thermite undergoes an exothermic oxidation-reduction reaction. Most varieties are not explosive but can create brief bursts of high temperature in a small area.



Section 10 - Welding and Cutting

- **10.I Thermite Welding.** > *See Appendix Q.*
- 10.I.01 The mold for a thermite weld shall be dried thoroughly and provided cover before the charge is ignited to prevent spray back during the thermite welding reaction.
- 10.I.02 Storage of thermite welding supplies.
 - a. Bulk storage of thermite welding materials shall be maintained in a detached shed or building at least 50 ft (15 m) from the welding area.
 - b. Bulk storage areas for thermite welding materials shall be maintained dry and locked.
 - c. Storage containers for the starting material shall be closed tightly immediately after each use.
- 10.I.03 Thermite welding molds shall not be removed until sufficient cooling has taken place as stated in the manufacture's literature.
- 10.I.04 Smoking shall not be allowed in areas where thermite welding material is being used or stored.



Section 11 - Electrical

- 11.A.01.d: USACE and/or other Government-designated QPs must possess verifiable credentials and shall be familiar with applicable code requirements. Verifiable credentials consist of State, National and/or Local Certifications/Licenses that a Master or Journeyman Electrician may hold, or USACE sponsored local training programs (e.g., hydropower training program):
 - (1) Training shall be provided by an electrically qualified source to the level of work being performed;
- (4) QPs must demonstrate skills and knowledge related to the construction, operation and maintenance of the electrical equipment and installations and receive relevant safety training to recognize, avoid and control associated hazards.

Rationale: Add reference to specifically identify USACE/other Government to clarify.



Section 11 - Electrical

- **ADDED 11.A.01.e:** Emergency Procedures and training. Employees exposed to shock hazard and those employees responsible for taking action in case of emergency shall be trained in methods of release of victims from contact with exposed energized electrical conductors or circuit parts. Employees shall be regularly instructed in methods of first aid and emergency procedures, such as approved methods of resuscitation, if their duties warrant such training. Training of employees in approved methods of resuscitation, including cardiopulmonary resuscitation and automatic external defibrillator (AED) use, shall be certified by the employer annually. > See Section 03.A and OSHA 29 CFR 1910.151 and NFPA 70E 110.2(c).
- Rationale: Insure workers are prepared for an electrical mishap.



Section 11 - Electrical

- **11.A.02 Isolation.**
- b. All equipment and circuits to be worked on shall be de-energized before work is started. Personnel shall be protected by a Hazardous Energy Control Program (HECP) and procedures (i.e. lockout/tagout, blanking, positive means of blocking, grounding, etc.). Positive means shall be provided for rendering controls or devices inoperative while repairs or adjustments are being made to the machines they control. > *See Section 12.*

Rationale: Basic premise: All work shall be performed ONLY on de-energized equipment.



Section 11 - Electrical

- **11.A.02 Isolation.**
- *Note: If work MUST be performed on an energized system, then the employer must first demonstrate that de-energizing introduces additional or increased hazards (i.e., interruption of life support equipment, removal of light for an area, etc.) or is infeasible due to equipment design or operational limitations (i.e., testing, troubleshooting, etc.).*
- Rationale: working on energized systems may only be performed if this criteria is met and justified. Parallels OSHA and NFPA.



Section 11 - Electrical

- **11.A.02 Isolation.**
- c. Energized work may never be performed without prior authorization. Once it has been determined that equipment must be worked on in an energized condition, an energized work permit shall be submitted to GDA for acceptance. > *See NFPA 70E. **Permits must be prepared in advance and include, as a minimum:***
- Rationale: Burden on those performing work to JUSTIFY need for energized work. Permission needed to perform. “Energized Work Permit” required.



Section 11 - Electrical

- **ADDED new wording to 11.A.04** Flexible cords:
- b. For maintenance and construction activities, all portable flexible cords or cables (i.e., extension cords) shall be inspected by the user of the cord at least daily.
- c. Portable flexible cords shall contain the number of adequately sized conductors required for the load plus an adequately sized equipment ground conductor. A QP shall determine appropriate hard or extra hard usage flexible cord length and size as specified in the NEC, Article 400. Portable flexible cords shall be minimum 14 AWG.



Section 11 - Electrical

- **ADDED new wording to 11.A.04** Flexible cords:
- e. Portable flexible cords shall be used only in continuous lengths without splice or tap. The repair of all hard-service cords/cord sets is permitted if conductors are spliced in accordance with NEC (the splices must be performed by a QP, the insulation is equal to the cable being spliced, and wire connections are soldered).
- Rationale: Incorrect flexible cords being chosen by non-QPs. Inspections not being made. Insures repairs are made by QPs. Highlighted these areas and provide more specifics so everyone know QP must be involved.



Section 11 - Electrical

- **ADDED Arc Flash-specific wording:**
- 11.A.08: Suitable barriers or other means shall be provided to designate arc flash boundaries that ensure workspace for exposed energized electrical equipment cannot be used as a passageway.
- 11.B.08 Arc flash labeling must be placed on energized equipment. Labels are required to warn of potential electrical arc flash hazards and appropriate PPE. Labels, at minimum, shall include:
 - a. Limits of approach; b. Nominal system voltage; c. Hazard/Risk category (required PPE); d. Incident energy at working distance.
- Rationale: Provide more AF-related details to requirements due to number of AF-related mishaps incurred.



Section 11 - Electrical

- 11.B.09: All personnel entering the identified arc flash protection boundary must be QPs and properly trained in NFPA 70E requirements and procedures. Training must be administered by an electrically qualified source and documented.
- **Provides for required level of skill/training as required inside AF boundary.**
- 11.C.01.f: Access and working space shall be provided and maintained around all electrical equipment to permit ready and safe operation and maintenance in accordance with NFPA 70 equipment space requirements. Where clearance is not feasible (i.e., floating plants, vessels), procedures shall be in place to insure sufficient clearance for fully opening the door and/or servicing the electrical enclosure shall be maintained.
- **Space requirements must be met. If not feasible due to configuration of workspace, equivalent level of safety must be provided via procedures in place.**



Section 11 - Electrical

- Added wording:
- **11.D.05 Ground-Fault Circuit-Interrupter (GFCI) Protection For Personnel.** All receptacle outlets (125-volt, 15-, 20-, 30- amperage and greater) that provide temporary electrical power during construction, remodeling, maintenance, repair, or demolition shall have ground-fault circuit-interrupter (GFCI) protection for personnel. > See NEC, Article 590.6 and 29 CFR 1926.404(b); See also paragraph 11.D.05.g below.
- **Clarifies that ALL outlets providing temporary power shall be protected. Referenced paragraph g points to AEGCP and Appendix D for higher voltage or troublesome/sensitive equipment that nuisance trips the GFI.**



Section 11.E.04 – Wet Locations

- Changed 11.E Temporary Wiring and Lighting, 11.E.04 Wet Locations.
- 11.E.04 Wet Locations. An Activity Hazard Analysis (AHA) shall be developed by the work crew for these activities.
- a. Electric pumps may be used to support periodic maintenance and/or construction activities only when the pump is designed by the manufacturer to operate in wet locations.
- (1) The pump shall be installed and tested by a QP and operated by personnel trained to the appropriate level.
- (2) When personnel are, or could be, present in the water during pump operation, the pump shall be equipped with a Ground Fault Circuit Interrupter (GFCI), except as noted in (3) below.



Section 11.E.04 – Wet Locations

- Note: If pump manufacturer does not allow personnel in the area when pumps are used in water, an appropriate Control of Hazardous Energy Program, to include lockout/tagout, must be in place. > See Section 12.

- (3) Where conditions of maintenance and supervision ensure that only qualified personnel are involved, an Assured Equipment Grounding Conductor Program (AEGCP, see Appendix E) shall be permitted for those receptacle outlets used to supply equipment that is not compatible with GFCI protection or that would create a greater hazard if power was interrupted. > See section 11.D.05.g, NEC, Article 590.6 and 29 CFR 1926.404(b).



Section 11.E.04 – Wet Locations

- Note: The AEGCP is continuously enforced at the site by one or more designated persons to ensure that equipment grounding conductors for all temporary power are installed and maintained in accordance with the AEGCP, NEC and OSHA.
- Rationale: Insures that only proper type pumps are selected for “wet” areas, to prevent electrical mishaps and to insure proper level of skill for personnel selecting and inspecting the equipment. For those inspecting the equipment, LOTO procedures are necessary.



Section 11.F.04 – Operations Adjacent to Overhead Lines

- Added note to take special precautions with LHE – due to contractor fatality in 2013 and #1 problem with LHE
- 11.F.04.c. Electric line trucks and/or aerial lifts used for working on energized overhead lines must meet the requirements of OSHA 1910.269 and Table 11-I.
- *Note: Cranes and other equipment (excavators, forklifts, etc) used to hoist loads with rigging: Equipment operations in which any part of the equipment, load line, or load (including rigging and lifting accessories) is closer than the minimum approach distance in Table 11-1 to an energized power line is prohibited, except as allowed in Section 16.G.12.*
> See 16.G.12 and Table 16-2.



Section 12 – Control of Hazardous Energy

- Note added after Section 12 .A.01.a: When a site is controlled by a contractor and USACE employees are affected by contractor managed HECP (e.g., QA's on construction sites, etc.), they shall comply with the contractor's HECP.
 - Note was added to clarify that when this occurs, everyone knows which regulation that they are to follow.
- New Para. 12.A.01.b(1) replaces the current 12.A.01 which addresses that the contractor is required to follow 1910.147, ANSI Z244.1, and ANSI A10.44.



Section 12 – Control of Hazardous Energy

- Current Para. 12.A.07.b is now 12.A.02.c,: “When HEC procedures affect both USACE and Contractors, USACE and Contractor authorized personnel will participate to ensure that HECP programs and procedures are in place and coordinated.”
 - The terminology of “clearances” was removed to lessen confusion. Clearances may or may not be used during lockout/tagout.



Section 12 – Control of Hazardous Energy

- Current Para. 12.A.12 is now section **12.B. Hazardous Energy Control Program (HECP)**. 12.B. 01 now reads “The HECP shall clearly and specifically outline the scope, purpose, authorization, roles, and responsibilities, rules, and techniques to be used for the control of hazardous energy, including, but not limited to the following.”
- Changes made to 12.A.12 for the new section 12.B is as follows:
 - 12.A.12.b(1) deleted, is now 12.B.01.a and reads “HECP procedures (i.e., site/equipment specific steps to control the energy source).”
 - ***12.A.12.b.(4) is now 12.B.02.d ; has removed “tagout devices” – intent is to ensure that tags are no longer a substitute for locks which is addressed in 12.E locks and tags.***
- Minor changes throughout 12.B, changed numbering, nothing significant.



Section 13 – Hand and Power Tools

- 13.D.01 Safety clips or retainers shall be installed and maintained on pneumatic impact (percussion) tools to prevent attachments from being accidentally expelled.
- a. All hoses exceeding ½-in (1.3cm) inside diameter shall have a safety device at the source of supply or branch line to reduce pressure in case of hose failure.
- b. Compressed air pressure and volume shall be regulated according to manufacturer's rating for the tool.



Section 13.E – Explosive-Actuated Tools

- Added new:
- 13.E.10 If the powder-actuated tool misfires, the employee shall wait at least 30 seconds, then try firing again. If the tool will not fire after a second attempt, the employee shall wait at least another 30 seconds before removing the faulty cartridge. The faulty cartridge shall be placed in water until disposal. Disposal shall follow manufacturer's instructions.
- Rationale: to reduce misfire mishaps.



Section 13.E – Explosive-Actuated Tools

- Added new:
- 13.E.10 If the powder-actuated tool misfires, the employee shall wait at least 30 seconds, then try firing again. If the tool will not fire after a second attempt, the employee shall wait at least another 30 seconds before removing the faulty cartridge. The faulty cartridge shall be placed in water until disposal. Disposal shall follow manufacturer's instructions.
- Rationale: to reduce misfire mishaps.



Section 14, Material Handling, Storage, and Disposal

- Added:
- 14.C.02 Materials that could become damaged or affected by exposure to the elements shall be adequately covered or stored indoors.
- 14.C.03 Materials shall not be stored in areas that would interfere with other normal operations.
- 14.C.04 Materials shall not be stored directly under power lines.
- 14.C.05 Material storage shall be in compliance with manufacturer's recommendations.

- New wording is specific and resulted from mishaps that occurred.



Section 14, Material Handling, Storage, and Disposal



- Added:
- 14.C.9 Material shall not be stored on scaffolds, work platforms, or runways in excess of the standards in Section 22.
- Based on Near Misses and Actual Accidents



Section 15 – Rigging

General. 15.A.01 Inspection and use.

- a. Rigging equipment shall be inspected as specified by the manufacturer, by a Competent Person (CP), before use on each shift as necessary during its use to ensure that it is safe. The CP must have training and experience equivalent to, or be under the supervision of a Qualified Rigger (QR) as defined in Appendix Q.
- b. Defective rigging shall be removed from service.
- c. The use and maintenance of rigging equipment shall be in accordance with the rigging and equipment manufacturer. Rigging equipment shall not be loaded in excess of its working load limit (WLL).
- d. Rigging equipment, when not in use, shall be removed from the immediate work area and properly stored and maintained in a safe condition.

Competent Person: one who can identify existing and predictable hazards in the working environment or working conditions that are dangerous to personnel and who has authorization to take prompt corrective measures to eliminate them



Section 15.A General

15.A.05 Custom fabricated grabs, hooks, clamps, or other lifting accessories (e.g., equalizing beams, lifting or spreader beams, etc.) for such units as modular panels, prefabricated structures, and similar materials shall be designed by an Registered Professional Engineer (RPE), marked to indicate the WLL and shall be proof-tested before initial use, to 125% of their WLL.



15.B PERSONNEL QUALIFICATIONS

15.B.01 - Any worker engaged in the duties and the performance of rigging shall be a Qualified Rigger (QR). Employers must determine and designate in writing the QRs and the specific rigging tasks for which they are qualified and provide to the GDA for acceptance.

Note: The term “rigger” or “Qualified Rigger (QR)” in this manual refers to the function performed, and in no way relates to the worker’s job classification or position.



15.B PERSONNEL QUALIFICATIONS

a. Each QR may have different credentials or experience. A QR is a person that:

- (1) Has extensive knowledge, training and experience sufficient to calculate loads, load weights, safe capacities and apply other safe rigging principles and procedures;
- (2) Demonstrates the ability to utilize rigging materials and principles and;
- (3) Is capable of safely inspecting and performing rigging operations.

Rationale: Clearly defines the competencies/skills of a QR. ANYONE that performs any rigging task, must be trained appropriately.



15.C Multiple Lift Rigging (MLR) Or “Christmas Tree Rigging”

- 15.C.01 USACE allows multiple lift rigging practices for the purpose of erecting/placing structural steel ONLY
- **15.C.02 A lift using a MLR Assembly is considered a critical lift, written critical lift plan per Section 16.H is required**
- 15.C.03 MLR assembly must be used.
 - max five members per lift
 - only beams and similar structural members
 - all employees must be properly trained in all hazards and procedures and must be qualified riggers and signal persons
 - crane manufacture must allow multiple lift rigging
 - only one load on each leg of rigging
 - capacities must be certified by the manufacture or a qualified rigger and have a safety factor of 5:1, total load shall not exceed
 - Rigged at least 7 feet apart



15.D WIRE ROPE

- 15.D.01 General. This section applies to slings used in conjunction with material handling equipment for hoisting. All slings shall be manufactured according to ASME B30.9.
 - a. Inspections.
 - (1) Slings, all fastenings and attachments shall be visually inspected each day or shift when in use by a CP.
 - (2) Annual inspections shall be performed by a CP and must be documented. Documentation must be available on site and available to the GDA upon request.
 - (3) Additional inspections shall be performed during sling use, where service conditions warrant. Damaged or defective slings shall be immediately removed from service.



15.D WIRE ROPE

b. Rigging practices

- (1) All slings shall be hitched in a manner providing control of the load;
- (2) Softeners. Sharp edges in contact with slings shall be padded with material of sufficient strength to protect the sling;
- (3) Slings shall be shortened or adjusted only by methods approved by the sling manufacturer or a qualified person;
- (4) The use of slings will be such that the entire load is positively secured;
- (5) In a basket hitch, the load shall be balanced to prevent slippage;
- (6) When using a basket hitch, legs of the sling shall contain or support the load from the sides, above the center of gravity, so that the load remains under control;
- (7) In a choker hitch, the choke point shall only be on the sling body, never on a splice or fitting;



15.D WIRE ROPE

b. Rigging practices.

(12) The load shall not be landed on the sling;

(13) A sling shall not be pulled from under the load when resting on the sling;

(14) Slings shall not be dragged over abrasive surfaces;

(15) Shock loading is not allowed;

(16) Slings shall not be twisted or kinked.



15.D WIRE ROPE

- c. All slings shall be manufactured under ASME guidelines and must have an affixed durable permanent identification tag that includes the following as a minimum:
- (1) Name or trademark of the manufacturer (country identification only is not acceptable);
 - (2) Type of material
 - (3) WLL for a given type of hitch and configuration;
 - (4) Number of legs if more than one.
- d. Natural fiber rope shall not be used to fabricate slings.



15.D WIRE ROPE

e. Fabricated eye slings or endless loop slings using alloy steel wire rope clips or clamps for hoisting material or lifting are prohibited except where the application precludes the use of prefabricated slings. All slings fabricated using alloy steel wire rope clips or clamps shall be designed by a RPE for the specific application. > See Figures 15-1 and 15-2.



Wire Rope Clips



RIGHT WAY FOR MAXIMUM ROPE STRENGTH



WRONG WAY: CLIPS STAGGERED



WRONG WAY: CLIPS REVERSED



15.D.02- Alloy Steel Chain Slings.

- a. Only alloy chain Grade 80 or higher shall be used in rigging.
- b. Chain shall be visually inspected each day or shift when in use. Inspect chains on an individual link basis. Chains shall be cleaned before they are inspected, as dirt and grease can hide nicks and cracks.

Other changes in 15.D.02 address inspection and removal criteria for Alloy Steel Chain.



15.D.03 – Wire Rope Slings

15.D.03 Wire Rope Slings. Wire rope slings shall be inspected by a CP for the following:

- a. Broken wires;
- b. Severe localized abrasion or scraping;
- c. Kinking, crushing, bird caging or any other damage to the rope structure;
- d. Evidence of heat damage;
- e. Crushed, deformed, or worn end attachments;
- f. Severe corrosion of the rope, and attachments or fittings;
- g. Missing or illegible sling identification;
- h. Other conditions that cause doubt as to safe use of sling.



15.D.04 – Metal Mesh Slings

- a. Broken weld or brazed joint along the sling edge;
- b. Broken wire in any part of the mesh;
- c. Reduction in wire diameter of 25% due to abrasion or 15% due to corrosion;
- d. Lack of flexibility due to distortion of the mesh;
- e. Distortion of the choker fitting so that the depth of the slot is increased by more than 10%;
- f. Distortion of either end fitting so the width of the eye opening is decreased by more than 10%;
- g. A 15% reduction of the original cross-sectional area of metal at any point around the hook opening of end fitting;
- h. Excessive pitting or corrosion of fittings; broken or cracked fittings; distortion of either end fitting out of its plane;
- i. A sling in which the spirals are locked or without free articulation;
- j. Other visible damage that causes doubt as to the strength of the sling.



15.D.06 – Synthetic Rope Slings

a. Synthetic Web Slings shall be inspected for the following:

(1) Acid or caustic burns;

(2) Melting or charring of any part of the sling;

(3) Snags, holes, tears, or cuts;

(4) Broken or worn stitches;

(5) Excessive abrasive wear;

(6) Knots in any part of the sling;



15.D.06 – Synthetic Rope Slings

- (7) Wear or elongation exceeding the amount recommended by the manufacturer;
 - (8) Excessive pitting or corrosion, or cracked, distorted, or broken fittings;
 - (9) Other visible damage that causes doubt as to the strength of the sling.
- b. Synthetic web slings shall not be allowed to be used in contact with objects or at temperature in excess of 194 degree F (90 de C) or below -40 de F (40 degrees C).

Note: Some synthetic yarns do not retain their breaking strength during long term exposure above 140 deg F (60 deg C).



15.E – RIGGING HARDWARE

15.E.02 Rigging hardware shall not be painted once purchased. While the painting of rigging gear for identification is a common, USACE considers this an "unacceptable practice" and constitutes a "dangerous" condition. Painting of hardware can potentially cover over defects creating a potentially unsafe condition.



15.E.06 - Shackles

▪ 15.E.06 All shackles shall be manufactured according to ASME B30.26.

a. Only shackles marked by manufacturer with name or trademark of manufacturer (country only is not acceptable), WLL and size shall be used. Shackles shall be maintained by the user so as to be legible throughout the life of the shackle.

b. Each new shackle pin shall be marked by manufacturer to show name or trademark of manufacturer and grade, material type or load rating.

c. Shackles shall be inspected visually by the user (or other designated person) prior to each use and periodically.

d. Repairs and/or modifications may only be as specified by the manufacturer. Replacement parts, like pins, shall meet or exceed the original manufacturer's specifications.

e. Shackles shall not be eccentrically (side) loaded nor shock loaded.

f. Multiple sling legs shall not be applied to the shackle pin.



15.E.07 - Hooks

15.E.07 Hooks. All hooks used for lifting or load handling purposes shall be manufactured according to ASME B30.10. > See *Figure 15-3.*

a. All hooks used for lifting or load handling purposes shall not be used in any other manner.

b. Hooks that show wear exceeding 10% or an increase in the throat opening of 5% (maximum of $\frac{1}{4}$ in (6mm)), or as recommended by the manufacturer, or any visibly apparent bend or twist from the plane of the hook shall be removed from service.

c. The manufacturer's recommendations shall be followed in determining the WLL of the various sizes and types of specific and identifiable hooks. Any hook for which the manufacturer's recommendations are not available shall be tested to twice the intended safe working load before it is put into use. The employer shall maintain a record of the dates and results of such tests.



15.E.08 - Eyebolts

15.E.08 Eyebolts, Eye Nuts, Swivel Hoist Rings and Turnbuckles. All eyebolts, eye nuts, swivel hoist rings and turnbuckles shall be manufactured according to ASME B30.26.

a. WLLs shall be in accordance with the manufacturer's recommendation.

b. Each turnbuckle, eye nut and eyebolt shall be marked with name or trademark of the manufacturer (country is not acceptable), size or WLL and grade (for alloy eyebolts). In addition, each swivel hoist ring must also be marked to show torque value (excluding trench cover hoist rings).

Markings shall remain legible.

c. This equipment shall be inspected visually before each use by the user (or other designated person) and at least annually to determine condition is safe for use.

d. Turnbuckles shall not be side loaded and shall be rigged and secured to prevent unscrewing during the lift. In addition, end-fittings threads shall be fully engaged in the body threads.

~~e. Shoulderless eyebolts shall not be loaded at an angle.~~



Section 16 – Load Handling Equipment

General:

16.A.01 The requirements of this Section are applicable to all load handling equipment (LHE) to include LHE, derricks, hoists and power- operated equipment that can be used to hoist, lower and/or horizontally move a suspended load.

Section 16 now applies to more than “cranes” in recognition of how the dynamics of the construction industry is changing. From Excavators to Telehandler, more material is used to...hoist, lower and/or horizontally move suspended loads. The Navy changed their nomenclature years ago to Weight Handling Equipment (WHE). We felt this is a better identifier of the equipment found in our work environment.



16.A - Exemptions – cont'd.

f. Powered Industrial Trucks (PIT's, i.e., Forklifts)/Telehandlers when configured to hoist and lower (by means of a winch or hook) and horizontally move a suspended (rigged) load are exempt from the requirements in 16.B.02 through 16.B.05 (crane operator certifications) only UNLESS this equipment is used to hoist/lift personnel. This activity is considered a Critical Lift and as such, requires a physical examination for the operator (per 16.B.05 and additional training per Section 16.Q. Rigger qualifications still apply, per Section 15.B. ***See Section 16.Q for equipment-specific requirements;***



Section 16.A Exemptions – cont'd.

q. Material Delivery.

- (1) Articulating/knuckle-boom truck LHE that deliver material to a construction site when used to transfer materials from the truck crane to the ground, without arranging the materials in a particular sequence for hoisting.

- (2) Articulating/knuckle-boom truck LHE that deliver material to a construction site when the crane is used to transfer building supply sheet goods or building supply packaged materials from the truck crane onto a structure, using a fork/cradle at the end of the boom, but only when the truck crane is equipped with a properly functioning automatic overload prevention device. Such sheet goods or packaged materials include, but are not limited to: Sheets of sheet rock, sheets of plywood, bags of cement, sheets or packages of roofing shingles, and rolls of roofing felt.



Section 16 - Exemptions – cont'd.

(3) This exclusion does not apply when:

- (a) The articulating/knuckle-boom crane is used to hold, support or stabilize the material to facilitate a construction activity, such as holding material in place while it is attached to the structure;
- (b) The material being handled by the articulating/knuckle-boom crane is a prefabricated component. Such prefabricated components include, but are not limited to: Precast concrete members or panels, roof trusses (wooden, cold-formed metal, steel, or other material), prefabricated building sections such as, but not limited to: floor panels, wall panels, roof panels, roof structures, or similar items;



Section 16.A Exemptions – cont'd.

(c) The material being handled by the crane is a structural steel member (for example, steel joists, beams, columns, steel decking (bundled or unbundled) or a component of a systems-engineered metal building.



16.A.02 – Certificate of Compliance

16.A.04 Contractors shall submit a Certification of Compliance (COC) for each piece of LHE prior to being brought on site. The COC shall be submitted to the GDA for acceptance. The COC states that the LHE and the rigging equipment meets applicable regulations. The COC shall be posted on the LHE. >
See Form 16-2, Certificate Of Compliance Form .



Section 16.A.03 – Standard Lift Plan

16.A.03 Standard Lift Plan. All lifts must be planned to avoid procedures that could result in configurations where the operator cannot maintain safe control of the lift. A written standard lift plan (SLP) shall be prepared for every lift or series of lifts (if duty cycle or routine lifts are being performed). The SLP shall be developed, reviewed and accepted by all personnel involved in the lift. At a minimum, the following shall be addressed or use the non-mandatory Standard Pre-Lift Plan/Checklist provided in Appendix XX and shown in Form 16-1):

NOTE – From this point forward LIFT PLANS are required. Note that “A” plan could be developed for a series of lifts. You are now documenting what you were already doing.



16.A.03 – cont'd.

a. Personnel – roles, responsibilities, qualification, public persons or other trade personnel access or affected by lift;

b. Area Preparation: load handling location and path of travel, blocking/cribbing;

c. LHE Considerations – capacity, configuration, obstructions, inspection, ground support conditions;

d. Load parameters – weight, center of gravity, radii, configuration;

e. Rigging – type, inspection, need for softeners;

f. Environmental Considerations – wind, storms, precipitation, power lines in area of travel or load swing, counterweight swing area barricaded.



Appendix xx
Pre-Lift Crane Checklist

DATE: _____ LOCATION: _____
 TIME: _____ INSPECTED BY: _____
 _____ COMPETENT PERSON _____

NOTE: Applies to Cranes, Derricks, Hoists and Power-Operated equipment that can be used to hoist, lower and/or horizontally move a suspended load.

| LOAD | | Y | N |
|-----------|---|---|---|
| 1 | Weight and Center of Gravity (COG) has been Determined? | | |
| 2 | Anything Inside / Outside the load that could shift during the lift? | | |
| 3 | Determine if the load needs protection against damage from the rigging | | |
| 4 | All anchor bolts, hold downs, or fasteners have been removed? | | |
| 5 | Potential for binding – are load cells required to verify the load is free? | | |
| 6 | Attachment points designed to take load weight? | | |
| 7 | Is the load structurally capable of being lifted? (bending & twisting issues) | | |
| 8 | A Pre-Lift Plan has been prepared IAW Section 16.A.02 | | |
| Comments: | | | |

| RIGGING | | | |
|-----------|--|--|--|
| 1 | All rigging has been inspected by a Qualified Rigger? | | |
| 2 | Determine the additional tensions based on sling angles. | | |
| 3 | Are shackles correctly sized for the sling eye? | | |
| 4 | | | |
| Comments: | | | |

| PERSONNEL | | | |
|-----------|--|--|--|
| 1 | The roles, responsibilities and qualifications for personnel have been defined? (Operator, Lift Supervisor, Rigger, Signal Person) | | |
| 2 | A Pre-Lift meeting has been conducted? | | |
| 3 | | | |
| Comments: | | | |

| AREA PREPARATION | | | |
|------------------|--|--|--|
| 1 | The location for the landing has been selected and prepared? | | |
| 2 | Blocking and or Cribbing is available to set the load on? | | |
| 3 | A travel path has been determined and cordoned off? | | |
| 4 | Other personnel in the area have been notified of the lift? | | |
| 5 | Have ground bearing support questions been addressed? | | |
| Comments: | | | |

You are documenting a process that you ARE going through every time you conduct a lift...now it's documented.

| CRANE CONSIDERATIONS | | | |
|----------------------|--|--|--|
| 1 | Is the lift within the crane's rated capacity? (based on boom height, radius) | | |
| 2 | Were boom deflections considered? | | |
| 3 | Have all potential crane boom obstructions been identified? | | |
| 4 | Have Environmental Considerations been addressed? (Wind, Weather-Lightning) | | |
| 5 | Have electrical hazards been addressed (Overhead / Underground) <ul style="list-style-type: none"> - Clearance distances established? - Is a spotter required? - Public Utility contact required? | | |
| 6 | Crane swing radius properly barricaded and personnel advised of hazards? | | |
| Comments: | | | |

16.B.01 – Personnel Qualifications

b. LHE maintenance, inspection and repair personnel are permitted to operate the equipment only where all of the following requirements are met.

(1) The operation is limited to those functions necessary to perform maintenance, inspect the equipment, or verify its performance.



16.B.01 – Personnel Qualifications

(2) Lifting of loads by these personnel is allowed ONLY if they operate the equipment:

-
(a) under the direct supervision of a qualified operator (see 16.B.02), OR

-
(b) must read/review the operator's manual so that they are familiar with the operations, limitation, characteristics and hazards associated with the LHE being inspected, maintained, or repaired.

c. LHE maintenance, inspection and repair personnel covered by this section are exempt from the crane operator physical requirements identified in Paragraph 16.B.05.



16.B.02 – Crane Operator Requirements

16.B.02.a (1) Certification for all crane/hoist operators shall be achieved by successful completion of written and operational testing.

(2) Qualification of all crane/hoist operators shall be made by the employer after a review of the certification documents and an assurance that the operator(s) is familiar with the equipment to be operated (has adequate knowledge of USACE and OSHA crane safety requirements and manufacturer recommendations provided in the crane operator's manual). The employer then designates the operator(s) in writing for the equipment to be operated.



16.B.03 – Crane Operators

16.B.03 Crane Operator Certification, Qualification and Designation.

a. Option 1. Current certification by a Nationally Accredited Crane Operator Testing Organization.

(1) The operator's certificate must identify the type of equipment on which the operator was certified. Once the operator has obtained the certification, the employer must insure that the operator is qualified to operate a particular piece of equipment for that type and capacity and must designate this in writing.

Options 2-4 are same.


Option 2 “Audited Employer Program” – deadline extended 3 yrs by OSHA until 14 Nov 2017



CCO Certification Card FACT SHEET

Certification Number:
The eight (8) to nine (9) digit Certification Number appears in bold type and begins with a zero

Color Photo:
Look for photo embedded in laminated card



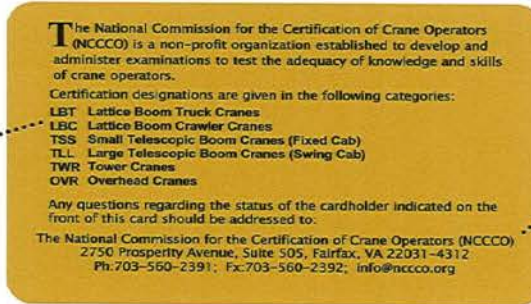
Certification Designations:
This area specifies what categories of crane the individual is certified in

Issue and Expiration Dates:
These dates tell you if the certification card is valid

NCCCO Logo:
Look for the ghosted logo and shading on the card

BACK OF CERTIFICATION CARD

Certification Code:
On the back of the card is an explanation of each certification category code



Verification:
If you have questions regarding the status of a candidate, please verify with our office using the contact info here

IMPORTANT

- NCCCO Certification Card is valid only in conjunction with a current DOT or NCCCO Medical Certificate
- Verify certification is current and in the appropriate crane categories
- Check card for irregularities
- Never accept a photocopy of a CCO card as proof of certification
- Contact NCCCO if in doubt!



0906

Should you check these?

16.B - Personnel Qualifications for Crane Operators

16.B.05 Operator Physical Qualifications/Examination. All crane/derrick operators shall be physically qualified to operate the equipment. Physical examinations for operators are required to be conducted every 2 years and any time a condition is observed that may impact safe operation. Written proof, signed by a physician [this term is intended to mean a Medical Doctor (M.D.) or Doctor of Osteopathy (D.O.)] stating that the operator has had a physical examination and meets the medical requirements set forth below shall be submitted to the GDA for acceptance prior to allowing an operator to operate the equipment.



16.B.05 – Operator Physical Qualifications

- 16.B.05 Crane operators shall have a current physician's certification, dated within the past 2 years, that states the operator meets the following physical qualifications:

1-5 – no change

6. No evidence that the operator is subject to seizures or loss of physical control. If evidence of this nature is found, it may be sufficient cause for disqualification. In such cases, specialized medical tests may be required to evaluate these conditions and determine their impact;; and

7. No Evidence of physical defects or emotional instability that could render a hazard to the operator, or that in the opinion of the examiner could interfere with the operator's performance. If evidence of this nature is found, it may be sufficient cause for disqualification. Specialized medical tests may be required to determine these conditions.



16.B.05 – Operator Physical Qualifications

b. Deviations from Physical Qualification Requirements. For an operator who has previously established qualifications to operate, deviations from the physical requirements are not necessarily totally disqualifying. However, where such deviations exist, competent medical and management authorities shall give special consideration to each individual case and may recommend waivers. Waivers may be approved by the local Safety and Occupational Health office (SOHO) and a copy provided to HQ, SOHO. Normally, waivers shall not be granted for applicants who have never before established operator qualifications. Any limitations imposed by reason of physical defects shall be noted on the operator's license and license record.



16.B.05 – Operator Physical Qualifications

- c. Contractor drug testing program. Nothing new.
- d. Government drug testing program. All government (DOD) crane operators, as identified below, shall participate in a drug testing program and have a negative result for a substance abuse test, per AR 600-85, paragraph 5-8 (15). In addition, if an employee is in any other specified Test Designated Position (TDP) in this AR 600-85, he/she must be tested accordingly. The level of testing will be in accordance with by the agency's testing program. This test will be confirmed by a recognized laboratory service:
- Next Slide



16.B.05 – Operator Physical Qualifications

- d. Government drug testing program (cont'd).
- (1) Crane operators that operate OVERHEAD CRANES (only) with a lifting capacity of 20T or greater, AND
- (2) Are in the following job series and are required to operate, inspect, maintain, repair or rig loads for overhead cranes:
 - (i) WG-5725, Crane Operator;
 - (ii) WG-3359, Instrument Mechanic;
 - (iii) WG-5350, Machinery Mechanic; OR
 - (iv) WK-5401, Industrial Equipment Operator.

- DOD sets the criteria for TDPs for Gov't Personnel. This is handed down to us and must be complied with.



16.C. Classification of USACE LHE and Training of USACE Operators

16.C - Added Note.

Note: Operator qualifications/licenses detailed below are only valid provided operator receives refresher training as required below.

Refresher training is mandatory for USACE operators regardless of type of license or by whom (NCCCO, CIC, USACE, etc)

16.C.02.a. Class I crane/hoist types:

- Fixed cab telescopic hydraulic mobile LHE;
- Swing cab telescopic hydraulic mobile LHE;
- Lattice boom, truck or crawler LHE;
- Cab-operated overhead, bridge, gantry, under hung and monorail LHE;
- Remote-operated overhead, bridge, gantry, under hung and monorail LHE over 30 T capacity;



16.C.02.a. Class I crane/hoist types (cont'd):

EXEMPTION: Operators of CONTINUALLY GUIDED loads are considered Class II operators. As an example, gates that are raised and lowered in a slot and remain in a slot; if a gate clears the slot and is freely suspended, then a Class I operator is required)

- Hammerhead LHE;
- Portal LHE;
- Tower LHE;
- Derricks post or stiff leg type;
- Floating or barge-mounted LHE and derricks, temporarily or permanently mounted.

Rationale: Class II operator required for any gate that stays in the slot, regardless of weight. Defined Class I  more clearly.

16.C.04 – Class I training:

16.C.04 Class I Training:

- (a) Initial: A minimum of 24-hour training with successful completion (passed) written and practical/operational examinations;
- (b) Biennial (every 24 months) Refresher: A minimum of 8-hour refresher training, with successful completion (passed) of written and practical/operational examination.
- NOTE: Grace Period - refresher training is intended to be obtained every 24 months. Understanding that emergencies and other unplanned events can occur that may interrupt the normal scheduling of this training, a 60-day grace period is permitted IF necessary and is dependent upon supervisory approval.
- Rationale: Understanding schedule and fiscal constraints, allowances have been made for a grace period and also refresher period was extended to every 2 years.



16.C.05 – Class II

16.C.05 Class II crane/hoist types:

- All hard-wired, pendant-mounted operated overhead, bridge and gantry LHE;
- Remote-operated overhead, bridge, gantry, under hung and monorail LHE 30 T capacity or less;
- Under hung;
- Monorail;
- Pedestal;
- Wall-mounted jib LHE.



16.C.07 – Class II Training

- 16.C.07 Class II training must be:
 - (a) Initial: A minimum of 2-hour training with successful completion (passed) of written and practical/operational examinations;
 - (b) Biennial (every 24 months) Refresher: A minimum of 1-hour refresher training with successful completion (passed) of written and practical/operational examination.
- Note 1: Grace Period - Refresher training is intended to be obtained every 24 months. Understanding that emergencies and other unplanned events can occur that may interrupt the normal scheduling of this training, a 60-day grace period is permitted IF necessary and is dependent upon supervisory approval.



16.C.07 – Class II Training

Note 2: Exemption of equipment with a maximum manufacturer-rated hoisting/lifting capacity of 2,000 pounds or less (exempt from the requirements in 16.B.02 through 16.B.06 only), See Paragraph 16.A.01.h. It is anticipated that operator of this equipment will review manufacturer's instructions for proper operation however. This equipment shall not be used for hoisting personnel.

Note 3: Operators of Class II LHE/hoisting equipment are exempt from 16.B.05, Physical Examination requirements UNLESS this equipment is used to hoist/lift personnel. See also 16.A.01.i, 16.B.05 and Section 16.U. This activity is considered a Critical Lift and requires a physical examination for the operator. In addition, All Class II operators that will be hoisting personnel shall be trained at a minimum, in the requirements listed in 16.T, 16. U or other applicable equipment-related section. See also 16.C.01, Note 2 and Section 16.U.



16.D INSPECTION CRITERIA FOR LOAD HANDLING EQUIPMENT (LHE)

16.D.01 Inspections of LHE shall be in accordance with this section, applicable ASME standards, OSHA regulations and the manufacturer's recommendations.

16.D.02 Records of all LHE tests and inspections shall be maintained onsite. Contractors shall make these records readily available upon request and, when submitted, they shall become part of the official project file.



16.D.10 Running and Standing Wire Rope Inspection.

16.D.10

- a. Each Shift. A CP shall perform this inspection each shift by visually inspecting all running ropes, counterweight ropes and load/trolley (standing) ropes. Visual inspection shall concentrate on identifying apparent deficiencies in wire rope (running and standing) as categorized in the wire rope inspection checklist that is located in Appendix I. Opening of wire rope or booming down is not required as part of this inspection.

-
- b. Annual. At least every 12 months, wire ropes (running and standing) in use on equipment must be inspected by a QP in accordance with the annual wire rope inspection checklist that is located in Appendix I.



Section 16.F - Testing

- 16.F.02 Operational Testing.

- b. Operational testing shall be performed:

- 1. Before initial use of a crane or hoisting equipment after a load bearing or load controlling part or component, brake, travel component, or clutch (to include securing devices, skids and barges for floating LHE) has been altered, replaced, or repaired;

- ADDED:** Note: Adding/removing counterweights is not considered load controlling/load bearing.

- 2. Every time a crane or hoisting equipment(s) is reconfigured or re-assembled after disassembly (to include booms);

- 3. Every time a crane and/or hoisting equipment is brought onto a USACE project; and

- 4. Every year during annual inspection.



Section 16.F.02 - Operational Testing

- Added
- c. Complete operational testing of the equipment after the replacement of wire rope is **not** required. However, a limited operational test shall be made prior to putting the equipment back into service.



16.G.09 Power line clearance- Assembly/Disassembly (up to 350 kV)

16.G.09 Power line clearance- assembly/disassembly (up to 350 kV). Before assembling or disassembling equipment, the employer must determine if any part of the equipment, load line, or load (including rigging and lifting accessories) could get closer than 20 feet (6 m) to a power line during this process. If so, one of the following requirements must be met:

The Corps experienced a Contractor fatality in FY-13 when an operator attempted to move a load, dropping the block between 7,260-volt lines



16.I – Environmental Considerations

16.I.03 When lightning is observed, all LHE operations shall stop. A determination shall be made as to proximity to operation being performed. (Use a lightning detector or once lightning is seen, count the number of seconds until you hear thunder. Divide number of seconds by 5 to get the distance the lightning is away from you). If lightning is 10 miles away or less, work must stop until 30 minutes after the last audible thunder or visible flash of lightning. Plan work activities according to the latest weather forecast and be prepared to stop operations, until bad weather has safely passed. These actions shall be documented (daily report, crane operator's log book, etc.).



16.J Lattice, Hydraulic, Crawler-, Truck-, Wheel-, And Ringer-Mounted Cranes.

16.J.02.c. Blocking, cribbing and other means of securing shall be confirmed, verified and approved by a CP before assembly/disassembly operations are allowed to proceed.



16.L Floating Cranes/Derricks, Crane Barges, and Auxiliary Shipboard Mounted Cranes.

- 16.L.01 The requirements in this Section are supplemental requirements for floating LHE, pile drivers, drill rigs, and land LHE on barges, pontoons, vessels or other means of flotation and auxiliary shipboard mounted cranes, unless otherwise specified.

Added pile drivers and drill rigs to this section – floating equipment.

- 16.L.04 Land LHE/derricks mounted on barges, pontoons or other means of flotation.
 - Naval Architectural Analysis (NAA) Procedures. A NAA shall be performed to determine the allowable loads and radii for floating cranes/derricks, and shipboard cranes.
 - The load rating developed in the NAA shall match the maximum working loads at various radii (as determined by the manufacturer or QP) to the list and trim that the floating platform will experience during lift operations.
 - The analysis shall also consider the structural competence of the crane, rope strength, hoist capacity, structural attachment to the floating platform, and the stability, list and trim and freeboard of the floating platform.



16.L.04 Land LHE/derricks mounted on barges, pontoons or other means of flotation.

- b. Deck Loads. When deck loads are to be carried while lifting, the NAA shall incorporate the deck loading to develop modified lift ratings for use with the deck load aboard.
- c. Wind Speed. The NAA shall take into consideration a minimum wind speed of 40 mph (18 m/s)



16.L.04 Land LHE/derricks mounted on barges, pontoons or other means of flotation.

- d. NAA Results. The NAA shall specifically identify: Design Standard, load, height and radius; machine trim; machine list, and anticipated dynamic/environmental loadings for the operation of the floating crane/derrick or shipboard crane.

- e. Floating Service Load Chart. The NAA shall be used to develop the Floating Service Load Chart. A Naval Architect, Marine Engineer or RPE familiar with floating crane/derrick design shall certify that the Floating Service Load Chart contains the information required by Section 16.L.05. The certification may be a certified floating service load chart or a separate attached document which shall be submitted to the GDA for acceptance prior to start of work.



16.L.08 Anchor handling barge/vessel.

- a. A-Frame Non-Slewing anchor handling barge/vessels may be used for anchor handling, low lifting of loads such as anchor buoys/weights, dredge pipe, submerged pipeline and pontoons.

NOTE: If used for any other lifting application, the work platform will be considered a floating derrick and all other requirements of Section 16 apply.



16.L.15 – Standard Lift Plan

16.L.15 Standard Lift Plan. All lifts must be planned to avoid procedures that could result in configurations where the operator cannot maintain safe control of the lift. In addition to the requirements and criteria to be considered in Section 16.A.02 for a written Standard Lift Plan (SLP), the SLP for LHE on floating plant must also consider the following (The non- mandatory Standard Pre-Lift Plan/Checklist, Form 16-1 may be used)



16.M - Overhead & Gantry Cranes

16.M.03 The rated load of the crane shall be plainly marked on each side of the crane.

- a. If the crane has more than one hoisting unit, each hoist shall have its rated load marked on it or its load block.
- b. Markings on the bridge, trolley, and load block shall be legible from the ground or floor.

16.M.04 Warning device. Except for floor-operated cranes, an alarm or other effective warning signal shall be provided for each crane equipped with a power traveling mechanism.



16.Q POWERED INDUSTRIAL TRUCKS (PIT'S) /TELEHANDLERS

This equipment is only allowed to raise/hoist personnel if allowed by the manufacturer. If these procedures are unavailable, you are prohibited from performing this function.



16.R – Pile Driving Operations

16.R.01 Pile driver equipment shall be outfitted with a positive and negative restraint device to prevent accidental hammer disengagement (i.e., preventing the hammer from falling or uncontrolled rising out of the lead, as well as preventing contact with head block or sheaves, if so equipped).



16.R

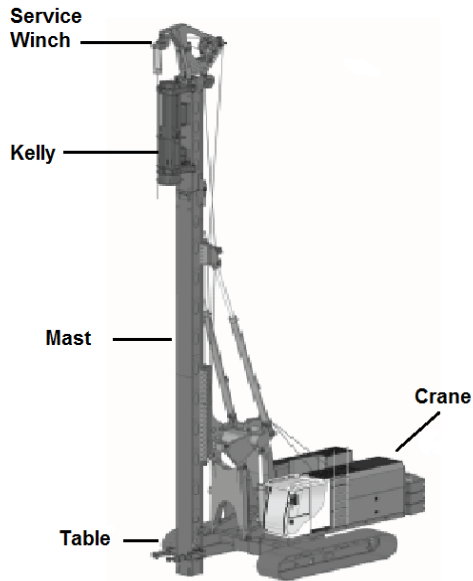
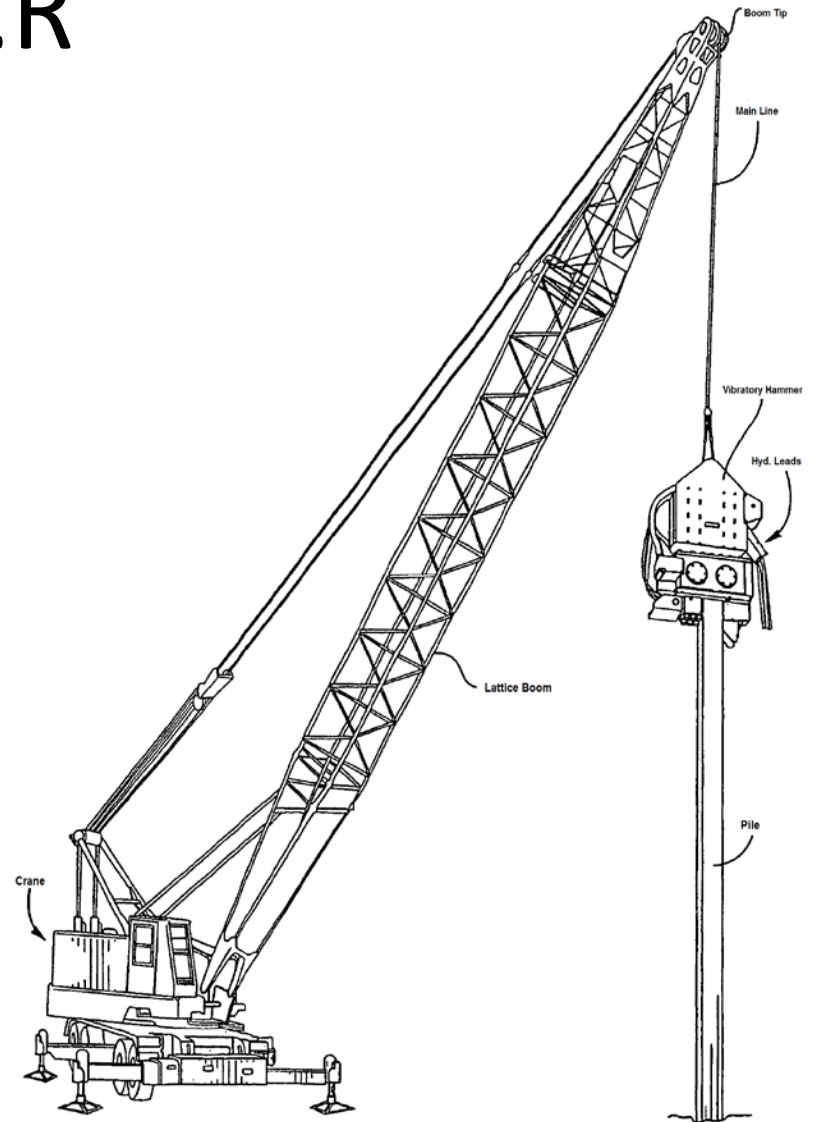


Figure 16-2

Dedicated Pile Driver



Crane Supported Pile Driver

16.R – Pile Driving cont'd.

16.R.07 Pile Driving leads.

f. A blocking device, capable of supporting the weight of the hammer, shall be provided for placement in the leads under the hammer at all times while employees are working under the hammer.

Exception: Where it is necessary for an employee to momentarily lean through the leads to guide a pile under the hammer, it is not required that the pile hammer be blocked in the leads.

g. A minimum weekly documented inspection of the pile driving leads shall be conducted. If found to be unsafe, or whenever a deficiency that affects the safe use of pile driving leads is observed, they shall be immediately taken out of service and their use prohibited until unsafe conditions have been corrected.

-
h. Swinging leads shall have fixed ladders or have bracing located such that its configuration will serve as adequate ladder rungs Fixed leads shall have fixed ladders and if so equipped, the decked landings shall have guard rails, intermediate rails, and toe boards. Fixed ladders or stairs shall be provided for access to landings and head blocks.



16.R – Pile Driving cont'd.

16.R.07.i. Fixed leads shall:

-

(1) have fixed ladders and if equipped with decked landings, shall have guardrails, intermediate rails, and toe boards. Fixed ladders or stairs shall be provided for access to landings and head blocks.

-

(2) be provided with guardrails or Personal Fall Protection Systems, to include Certified Anchorages, to provide fall protection for any workers exposed to falls of 6 ft (1.8 m) or greater, for work over water, over machinery, or over dangerous operations per EM 385-1-1, Section 21.

-

(3) have a crane boom tip connection designed by a RPE that is familiar with the ASME B30 standards.



16.S Hydraulic Excavators, Wheel/Track/Backhoe Loaders Used to Hoist Loads with Rigging.

16.S.02 Hydraulic excavating equipment shall not be used to hoist personnel. The riding of personnel on loads, hooks, hammers, buckets or any other hydraulic excavating equipment attachment is prohibited.

16.S.03 Excavators used with attachments such as drill rigs, pile driving equipment, etc. shall require training specific to that operation for the operator.



16.T LHE-Supported Personnel (Work) Platforms.

- 16.T.02 Only LHE with power-operated up and down boom hoists and load lines shall be used to support work platforms. The use of machines having live booms is prohibited (i.e, friction cranes). Platforms shall be lowered under power and not by the brake.



16.T - Operational Criteria

16.T.12 Traveling – equipment other than derricks.

- - a. Hoisting of personnel while the crane is traveling is prohibited, except for equipment that travels on fixed rails or it is demonstrated that there is no less hazardous way to perform the work. This does not apply to rubber-tired equipment.

- - b. Where employees are hoisted while the equipment is traveling, all of the following criteria must be met:



16.T.12 Traveling – equipment other than derricks. Cont'd.

-
(1) Crane travel shall be restricted to a fixed track or runway;

-
(2) Travel shall be limited to the load radius of the boom used during the lift;

-
(3) The boom must be parallel to the direction of travel, except where it is safer to do otherwise;

-
(4) A complete trial run shall be performed to test the route of travel before employees are allowed to occupy the platform (this trial run may be performed when the trial lift required in 16.T.08 is performed).



16.U BASE-MOUNTED DRUM HOISTS

16.U.01 The use of this equipment to hoist personnel requires the development of a written Standard Operating Procedure (SOP). All personnel involved with the use of this equipment shall assist in the development of this SOP. The SOP shall be maintained for a period of no more than 12 months, at which time it shall be reviewed and changed as necessary. All Class II operators that will be hoisting personnel shall have a physical examination per 16.B.05 and shall be trained at a minimum, in the requirements listed in 16.U. See also 16.C.01, Note 2.

16.U.07 An independent lifeline and a full body harness shall be provided and used by any person being transported. Personal fall protection is not required when fully enclosed baskets are used.



Section 17 - Conveyors

The major change to section 17 is:

- Organization: Section “A” will be General Rules, “B” will be Operation, and “C” will be Training
- All others are minor and mostly informational



Section 18 – Vehicles, Machinery and Equipment

- Added new:
- 18.A.01 Every person operating machinery and mechanized equipment, ATVs, UVs or other specialty vehicles, shall be properly trained (as described in this Section), qualified (license/certificate/permit) and designated by the employer in writing to operate such equipment.
- Rationale: goal is to insure people are trained (technically), qualified (means operationally skilled and competent on the equipment and designated (means in writing by authorized person.



Section 18.A - General

- 18.A.02 Every person operating a motor vehicle, machinery and mechanized equipment, ATV, UV, or other specialty vehicles, shall possess, at all times while operating such vehicle/equipment, a license/permit (proof of qualification) valid for the equipment being operated.
- *Note 1: USACE vehicle/equipment operators: In lieu of a license/permit for each piece of equipment, an Operator Equipment Qualification Record (DA Form 348 or similar type of documentation) may be maintained on file at the employee's project office for all USACE vehicle/equipment operators.*




Section 18.A.02 - General

- Note 2: Government personnel may be required to carry the OF 346, Motor Vehicle Operator's License and Driving Record on military bases in addition or in lieu of a state driver's license (check local bases for requirements).
- Rationale: insure everyone operating other equipment besides just motor vehicles, again are trained, qualified and designated.



Section 18.B – Guarding and Safety Devices

18.B.01:

- d. Commercial cargo vehicles...intended for use on public highways with a normally clear view through the rear window are not required to have back-up alarms. If the view to the rear is temporarily obstructed by a load or permanently blocked by a utility/tool box or other modification, then a signal person may be used, if the value outweighs the risk as determined by an AHA. In lieu of a signal person, a back-up alarm must be installed.
- 18.B.02 A warning device shall be provided where there is danger to persons from moving equipment, swinging loads, buckets, booms or similar. A signal person may be used in lieu of a warning device if the value outweighs the risk, as determined by an AHA.
- Rationale: Fatality in 2013 confirms that signal persons are  at risk. Use is based on risk assessment.

Section 18.C – Operating Rules

- 18.C.02 The principles of defensive driving shall be practiced. Operators of **government-owned vehicles** (GOCO or GOCO) shall complete Defensive Driver Training initially and every four years thereafter. Contractor personnel must provide documentation of completion of a suitable Defensive Driving Course to the GDA upon request.
- Rationale: Operators of Government vehicles, regardless of employer, must have DDC. Large number of GOCO vehicles being involved in mishaps.



Section 18.F - Towing

- 18.F.05 All vehicle/equipment operators required to pull a trailer must be properly trained, evaluated, qualified and designated to perform this operation.
- Rationale: Proper training, qualification and designation of personnel towing shall occur to insure skilled personnel performing this function.



Section 18.G – Machinery and Mechanized Equipment

- 18.G.06 Machinery and mechanized equipment shall be operated only by designated, qualified personnel.
- d. The use of headphones for entertainment purposes (e.g., radio, CD, music, books, etc.,) while operating equipment is prohibited except for communication directly related to operating the machinery or equipment.
- e. The use of cell phones or any other electronic device that may cause distraction is prohibited while operating equipment.
- f. All operator training and evaluation shall be conducted by persons who have the knowledge, training, and experience to train the equipment operators and evaluate their competence.
- Rationale: Attempt to eliminate confusion during communication, insure operator's undivided attention and reduce "distracted operation" of equipment.



Section 18.G.29 – PITs, Forklifts and Telehandlers

- Additions in this section:
 - to insure properly trained, qualified, designated operators;
 - if equipment used with rigging or hooks to lift loads – directs them to Section 16.V as this is now LHE
 - Identifies training criteria
- i. Multi-purpose machines, material handling equipment (i.e. Rough-Terrain Forklifts, Lulls, etc.), and construction equipment used to lift loads suspended by rigging equipment shall:
 - have proof or authorization from the manufacturer that the machine is capable of making lifts of loads suspended by rigging equipment;
 - demonstrate that the equipment is properly configured to make such lifts, and
 - the machine/equipment must be equipped with a load chart.



Section 18.G.29 – PITs, Forklifts and Telehandlers

- j. Contractor must provide certification that the operator is trained, qualified and designated for the operation of the machine (multi-purpose, material handling and construction equipment) being utilized to lift loads suspended by rigging equipment.
- Rationale: Anyone using equipment with rigging/hooks to lift a load is now operating Load Handling Equipment per section 16. This requires different set of skills form normal operation of this equipment. Insuring that personnel are prepared to perform this type of work on this equipment.



Section 18.G.30 – Floating Equipment

- New Section. Any equipment placed in floating mode is now addressed and discusses evaluation by QP for safe placement, transport and operation; whether the equipment can be safely operated within the manufacturer's operating procedures; what to do if there are not manufacturer's procedures available;
- Pushes reader to Section 16.L if this equipment is used in conjunction with rigging to lift a load, then it is LHE.
- Rationale: All equipment operated from a floating base may not be allowed to operate in this capacity. This determination must be made prior to operation to insure overload conditions do not occur, adequate flotation is used and proper personnel qualifications exist to prevent tipping of equipment, barge or both does not occur.



Section 18.H – Drilling Equipment

- 18.H.03 AHA development. Changed to include AHA requirement “prior to initiating rock, soil, and/or concrete drilling operations, not just earth drilling. New items added to required information included on AHA.
- 18.H.04 – describes additional info drill crews shall be trained on.
- 18.H.05 Drilling equipment shall be equipped with two easily accessible emergency shutdown devices, one for the operator and one for the helper. Added a-c details below:
 - a. Only one emergency shutdown switch is required on a pier hole rig.
 - b. Rigs must be shut down before any helpers enter a barricaded area.



Section 18.H – Drilling Equipment

- 18.H.05
- c. Auger heads must be in the hole or a cover placed over the hole before workers enter the barricaded area.
- *Note: If infeasible due to type of drill equipment being used, a risk assessment shall be performed by a Competent Person (CP), and documented in the AHA as to why this requirement is not practical. Identification of additional precautions and/or controls shall be identified to insure an equal level of safety is being accomplished.*
- Rationale: Our drilling operations include various types, not just earth/geotechnical drilling. Requirements now reflect that fact. We had GREAT input from industry on these changes.



Section 18.I – All-Terrain Vehicles; 18.J – Utility Vehicles and 18.K – Specialty Vehicles

- 18.I.02 All ATVs shall be equipped with:
 - Added: c. Operable rear view mirror(s).
- 18.J.03 All UVs shall be equipped with:
 - Added: c. Operable rear view mirror(s).
- 18.K.09, All snow machines shall be equipped with:
 - Added: (7) Operable rear view mirror(s).

- Rationale: Necessary to the safe operation of this equipment. Reduce number of mishaps incurred while backing up.



Section 19 – Floating Plant and Marine Activities

- 19.A.07 – Safe Practices.
- d. Swimming and/or diving shall be prohibited for all personnel, except certified divers in the performance of their duties, unless necessary to prevent injury or loss of life.
- e. Wading is permitted only when there are no severe underwater hazards such as sudden drop-offs, heavy surf above 3 ft (1 m), dangerous aquatic life, etc. Personnel wading shall wear an approved PFD and shall be monitored by personnel who are nearby and equipped to conduct a rescue if needed. Wading shall be discontinued when the person's feet cannot easily touch bottom, regardless of depth.
- Rationale: To prevent diving other than by certified divers. To provide requirements to safe-side this hazardous operation that is being performed.



Section 19.F – Launches, Motorboats and Skiffs

- 19.F.06 – New. USACE launches, motorboats, skiffs and boat trailers shall be inspected, tested, repaired and maintained in accordance with ER 385-1-91 and the manufacturer's recommendations.
- a. Inspection shall be conducted by a qualified person (QP), documented and retained for a period of 5 years.
- b. Boats and boat trailers shall be inspected:
 - (1) Prior to each use, and
 - (2) Periodically, in accordance with manufacturer's recommendations and USACE requirements.
- Rationale: To highlight the reference and requirements for these activities – to insure they are being performed.



Section 19.G - Dredging

- 19.G.03. Added paragraph:
- c. Pipelines shall be marked with the owner's name for positive identification in the event of loss (adrift) or damage to vessels operating in the area.
- Rationale: Positively identifies the owner.
- Added additional requirements to 19.G.09 Dredge disposal sites based on mishaps that have been incurred.
- d. Amphibious excavators will only be operated in accordance with the manufacturer's operating instructions. A copy of the operator's manual will be readily available on the equipment.
- e. Lighting. Lighting shall be provided as required by Section 7 of this manual. The minimum lighting level in the vicinity of the disposal site shelter (dump shack) shall be 5 foot-candles.



Section 19.G.09 – Dredge Disposal Sites

- Added additional requirements to 19.G.09 Dredge disposal sites based on mishaps that have been incurred.
- f. Disposal site shelters (Dump Shacks).
- (1) Disposal site shelters (dump shacks) shall be provided as a means of protecting personnel from inclement weather and environmental hazards. The shelter shall be of a size to accommodate a minimum of four workers. The shelter shall have adequate seating for the workers, heating equipment, water cooler, and space to store all hands tools and personal protective equipment. The shelter shall be weather tight with operable windows and screens for ventilation.
- (2) All electrical systems shall comply with the NFPA 70. All flexible electrical cords shall be hard usage or extra-hard usage. All frayed, patched, oil-soaked or worn shall be taken out of service.



Section 19.G.09 – Dredge Disposal Sites

- Added additional requirements to 19.G.09 Dredge disposal sites based on mishaps that have been incurred.
- f. Disposal site shelters (Dump Shacks).
- (3) Portable generators for lighting shall comply with the requirements of Section 11 of this manual and shall be located downwind of shelters.
- (4) Fossil fuel heating is prohibited.
- (5) All rigid insulation shall be covered with a non-combustible material to prevent accidental ignition.
- (6) All shelters shall be equipped with a minimum of one multi-purpose fire extinguisher.
- Rationale: Make these sites safer than they have been to insure worker SOH...based on mishap investigations and recommendations/corrective actions.



Section 20, Pressurized Equipment and Systems

- **20.A GENERAL**
- 20.A.01 Inspections and Tests - General.
 - Added clarification for inspection/testing of “New pressure vessels” vs. “In-service pressure vessels”.
- Identify “Qualified Inspectors”
- Identify and clarify requirements for hydrostatic testing of In-Service Pressure Vessels.



Section 20, Pressurized Equipment and Systems

20.D Compressed Gas Cylinders.

20.D.03 Storage. > *See also Section 20.D.10.*

f. Cylinders shall be stored in accordance with Section 20.D.03, unless it is reasonably anticipated that gas will be drawn from the cylinders within 24 hours and thus considered in-service.

Rationale: Defines “in-service” cylinders in regards to “storage” requirements. Clarifies this contentious issue.



Section 21 – Fall Protection

- **21.A General.** The requirements of this section are applicable to all Government and contractors work forces when their employees are working at heights, exposed to fall hazards and using fall protection equipment. Every Contractor and USACE-owned/operated permanent facilities is responsible for establishing, implementing and managing a fall protection program.
- **Added General statement of applicability to clarify.**
- 21.A.-05-08: mandate FP in specific situations:
- 21.A.05 FP is required for employees exposed to fall hazards while conducting inspection, investigation or assessment work DURING construction activities.



Section 21 – Fall Protection

- 21.A.-05-08: mandate FP in specific situations:
- 21.A.06 FP is required when conducting inspection, investigation or assessment work within 6 ft (1.8 m) from an unprotected edge of a roof, before start of construction or after construction work is complete. An AHA shall be developed and reviewed by a CP for this activity and submitted for GDA review and acceptance.
- 21.A.07 FP may not be required when conducting inspection, investigation or assessment work more than 6 ft (1.8 m) away from an unprotected edge of a roof, before start of construction or after construction work is complete. An AHA shall be developed and reviewed by a CP for this activity and submitted for GDA review and acceptance.
- 21.A.08 Fall protection is required when conducting inspection and investigation work during maintenance evolutions (i.e., inspecting or maintaining HVAC or other equipment on roofs).



Section 21 – Fall Protection

- 21.B. – Roles and Responsibilities. New section.
- Identifies not all but main roles needed and identifies what they do. Clarifies in same document as mishap investigation and program audits identify that people do not understand these roles and responsibilities. (FP Manager, QP, CP, End User, Competent rescuer, etc.)
- 21.C Included training requirements for all personnel involved in the FP program, as prescribed in Z359.2 Standard and conforming with Z490.1 standard.
- 21.C.04 Competent Person Training.
 - a. Effective the date of this manual, acceptable Competent Person for Fall Protection training shall be a minimum of 24 hours, with a combination of formal classroom training and practical application. Training will be performed by a competent person trainer or a qualified person trainer conforming to the requirements of ANSI/ASSE Z490.1, Criteria for Accepted Practices in Safety, Health and Environmental Training.



Section 21 – Fall Protection

- 21.C (cont'd)
- b. Competent person refresher training shall be conducted at least every two years to stay current with the fall protection and rescue educational industry requirements or when new fall protection systems are used or installed or new fall hazards are encountered.
- Standardizes training for Competent Persons. Audits of on-line and classroom Competent Person training courses that are as short as 2 hours in length do not cover the minimum training requirements listed in ANSI/ASSE Z359 Fall Protection Code. Employees can obtain 8-16 hours of formal training from a variety of vendors both on-line and class room and the 8 hours of practical can be conducted by the vendor or internally by a qualified fall protection trainer, focusing on local processes and equipment.



Major Changes and Rationale

| POSITION TITLE | TYPE OF TRAINING (Reference ANSI/ASSE Z359.2) | LENGTH AND REFRESHER All training shall be documented. <i>Refresher training hours are for Corps only. Contractors shall follow requirements of ANSI Z359.2</i> |
|--|---|--|
| Fall Protection Program Manager | - Working knowledge of current fall protection regulations, requirements, standards, equipment and systems. | - 1 hour of initial and refresher annually covering fall protection and rescue. Can be informational meetings or training sessions. |
| Qualified Person (QP) for Fall Protection | Trained by a QP Trainer in proper inspection, assembly and use of fall protection equipment and systems that they encounter in their work as a QP. | - By Professional training, qualification, or certification - 1 hour annual refresher. Can be informational meetings or training sessions. |
| Competent Person (CP) for Fall Protection | - Trained by a Competent Person or Qualified Person for Fall Protection trainer. | - Initial 24 hours of a combination of formal and practical, documented. - 2 hours of annual refresher. Can be informational meetings or training sessions, or a combination there -of. |
| End User | - Trained by Competent Person for Fall Protection who is qualified in delivering fall protection training. | - 2-8 hours or as appropriate initial training - 1 hour annual refresher. |
| Authorized Rescuer | - Trained by a Competent Rescuer | - 2-8 hours or as appropriate - 1 hour annual refresher |
| Competent Rescuer | - Trained by a Competent Rescue Trainer | - 2-8 hours or as appropriate - 1 hour annual refresher |
| Supervisors of End Users and other applicable employees | <ul style="list-style-type: none"> - FP awareness training - Familiarization with SOPs - Local program requirements - Proper inspection and record keeping - Proper anchoring and tie-off techniques | Local Training plan/briefing, and/or instruction, SOP or Web Based Training |



Section 21 – Fall Protection

- 21.1.06.a.(3). All full body harnesses shall be equipped with Suspension Trauma preventers such as stirrups, relief steps, or similar in order to provide short-term relief from the effects of orthostatic intolerance.

The cost of adding these devices is minimal, \$20-30, but the added benefit of preventing trauma from being suspended is extremely important in protecting workers.





Strap to prevent suspension trauma (use 2 straps, one for each leg)



BUILDING STRONG®

Section 21 - Fall Protection

- 21.1.07.b.(6) note. > Effective 2 years from the date of publication, all energy absorbers used shall be equipped with deployment indicator.

Energy Absorber equipment currently being manufactured in compliance with the Z359 Fall Protection Code is being equipped with deployment indicators. The 2 year period is to allow continued use of equipment on-hand prior to mandating replacement, which should fall in line with typical 5 year life-spans of energy absorbers.



Section 21 - Fall Protection

- 21.1.06.b. Lineman's equipment (electrically rated harnesses). The full body harness used around high voltage equipment or structures shall be an industry designed "linemen's FP harness" that will resist arc flashing and shall meet the ASTM F887 and ANSI Z359 standards and the equipment must bear a label or similar stating such .

Previous language did not allow exposed metal D-rings. Some manufacturers such as Miller have insulated metal components but still pass the ASTM standard.



Section 21 - Fall Protection

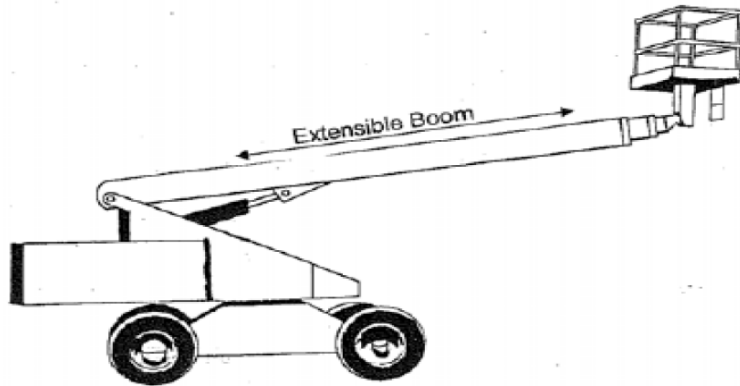
- **21.K.05 Aerial Work Platforms (Boom Supported Platforms and Vehicle Mounted Rotating and Elevating Aerial Devices)** Workers shall be anchored to the basket or bucket in accordance with manufacturer's specifications and instructions (anchoring to the boom may only be used when allowed by the manufacturer and permitted by the Competent Person for fall protection). Lanyards used shall be sufficiently short to prohibit worker from climbing out of basket. Lanyards with built-in shock absorbers are acceptable however self-retracting lanyards are not acceptable. Tying off to an adjacent pole or structure is not permitted unless a safe device for 100% tie-off is used for the transfer.

Banned SRLs but allow shock absorbers to clarify this section.



Boom Supported Platforms (ANSI A92.5) and Vehicle Mounted and Elevating Aerial Devices (ANSI A29.2)

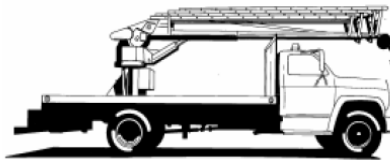
Figure 3
Boom-Supported Elevating



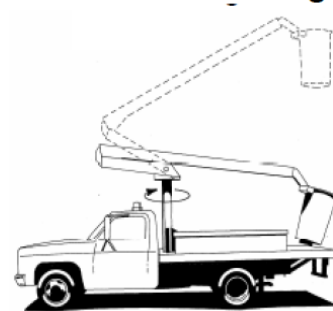
Platform




Figure 1
Vehicle-Mounted Elevating Work Platform



Aerial Ladder



Articulating Boom



Extensible Boom



Section 21 - Fall Protection

- **21.0 WORK OVER WATER.**
- Added a note stating: If utilizing PFDs with full body harness, the full body harness shall be worn under the PFD. The type of PFD used shall not interfere with proper use of a full body harness and lanyard.

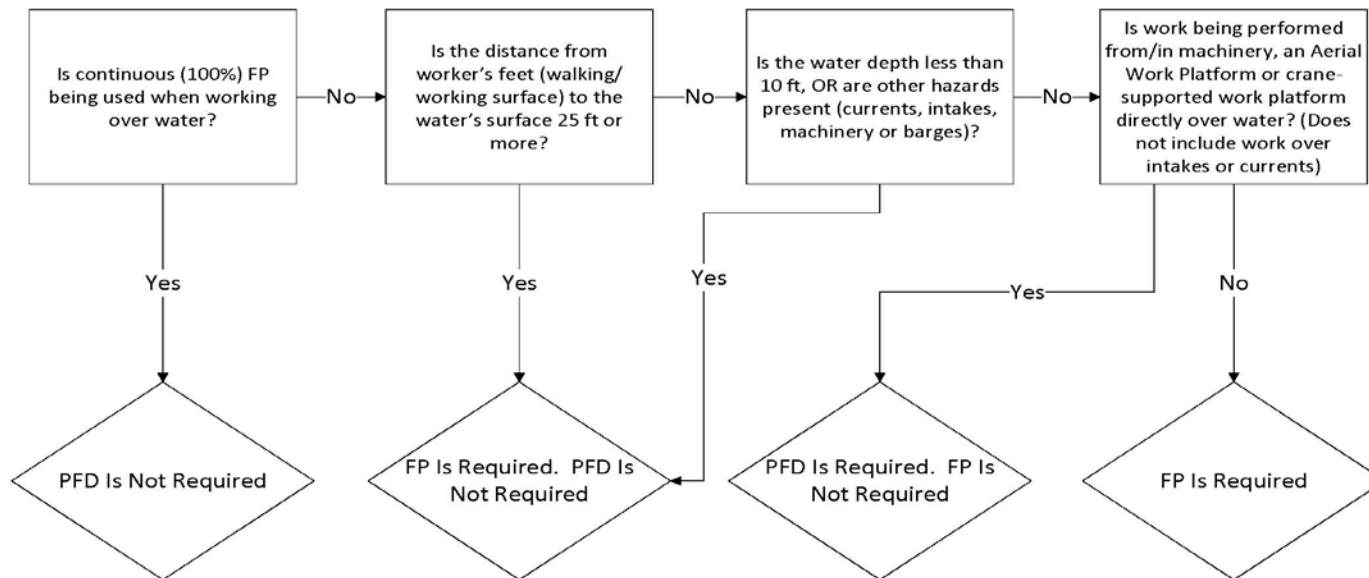
There has been confusion on whether the harness would be worn under or over the PDF. Harness manufacturers require the harness to be worn under a PFD to function properly.



Section 21 - Fall Protection

- **21.0 WORKING OVER OR NEAR WATER**
- **ADDED A FLOW CHART TO CLARIFY THIS SECTION**

Fall Protection (FP) vs. Personal Flotation Device (PFD) Use When Working Over or Near Water



Section 22, Work Platforms and Scaffolding

Added General Applicability statement:

22.A General. This Section establishes safety requirements for the construction, operation, maintenance and use of work platforms and scaffolding used in construction alteration, demolition, operations and maintenance of buildings and other structures. It does not apply to permanently installed scaffolds or platforms.

Rationale: clarifies applicability.



Section 22, Work Platforms and Scaffolding

22.B Scaffolds (excludes Elevating Aerial Work Platforms – found in *Section 22.L*).

*Moves Elevating AWP's to separate section.

There are a lot of changes in 22.B – please read carefully.
A Qualified Person/Competent Person in Scaffolding is identified and defined.



Section 22, Work Platforms and Scaffolding

22.D Wood Pole Scaffolds. Requirements removed and reader is referred to 29 CFR 1926.452(a) for criteria.

Rationale: Industry is using Wood Pole Scaffolds less and are being replaced with other types. When used, OSHA requirements should be consulted.



Section 22, Work Platforms and Scaffolding

22.E Suspended Scaffolds

22.E.03 Only personnel trained in the use of the suspended work platform shall be authorized to operate it. Anyone involved in erecting, disassembling, moving, operating, using, repairing, maintaining or inspecting a suspended scaffold shall be trained by a CP to recognize any hazards associated with the work in question. Proof of training shall be maintained on site and made available to the GDA upon request. Training shall include:.....

Rationale: Mishaps are identifying that personnel involved with scaffolds have not been properly trained. Identification of CP for scaffolding and their responsibilities should assist in ensuring this occurs.



Section 22, Work Platforms and Scaffolding

22.G Form And Carpenter's Bracket Scaffolds.

New, clearer requirements added to address mishap lessons-learned.

22.J Adjustable Scaffolds.

22.J.04 Safe access. Addresses and clarifies ladders, stair towers, PPE and rest platform requirements.



Section 22, Work Platforms and Scaffolding


22.L Elevating Aerial Work Platforms (AWPs).

Adds new, clearer requirements for this equipment that is being used more frequently on our worksites. Includes training of operators, safe operations.

22.N Mast Climbing Work Platforms. Added requirements for training, documentation, operation, QP responsibilities, access, guarding,



Section 22, Work Platforms and Scaffolding

- NEW SECTION:
- **22.Q Turbine Maintenance Platform (TMP).** A TMP is type of scaffold unique to hydropower Operations and Maintenance that incorporates aspects of both suspended scaffolds and hanging scaffolds. These TMPs are assembled in the draft tube below the turbine where they are physically attached to the structure. Some TMPs must be assembled below the turbine at the draft tube door level and raised into position and may also be required to be close to the turbine blades such that the TMP must wrap around the turbine hub. This applies to vertical access turbines where the TMP is assembled under the runner.
- *Note: this Section does not apply to standard off-the-shelf applications of scaffolds designed and used in accordance with*  *ANSI A.10.*

Section 22, Work Platforms and Scaffolding

- NEW SECTION that addresses this means of commonly-used access:
- **22.Q Turbine Maintenance Platform (TMP)**. Sections include Design, Testing, Assembly/Disassembly, training.
- NEW Requirements based on mishap analysis and recommended corrective actions that pertain to:
- **22.R Forklift- / Powered Industrial Truck (PIT) - Mounted Work Platforms.**
- **22.R.01 Forklifts/PITs will not be used to support work platforms unless there is no other practical method. If a rough terrain (RT) forklift must be used, all the conditions in this Section must be met.**



Section 22, Work Platforms and Scaffolding

NEW SECTIONS that define, addresses and clarifies these means of commonly-used access:

- **22.S Work Stands (Portable Work Platforms).**
- **22.T Trestle Ladder Scaffolds.**
- READ CAREFULLY if you are using this means of access.



Section 23, Demolition, Renovation and Re-Occupancy

Added General Applicability statement:

23.A General. The process of demolishing or renovating a structure can be completed in several ways. The terms “renovation”, “structural demolition”, “soft demolition” and mechanical demolition should be understood within the context of this section. > See Appendix Q for definitions.

Rationale: defines various terms and their applicability in Section.



Section 23, Demolition, Renovation and Re-Occupancy

23.A.02 Demolition and renovation activities shall be performed.....

- a. Prior to initiating demolition or renovation activities, the following survey and plan shall be accomplished. > *See lead and asbestos requirements in Section 06.B.05.*
- (1) Engineering Survey. An engineering survey by a Registered Professional Engineer (RPE) shall be performed.....
- *Note: The engineering survey is not required for soft demolition or renovation activities as long as no load-bearing structure will be removed or demolished.*

Rationale: Clarifies exception for engineering survey.



Section 23, Demolition, Renovation and Re-Occupancy

23.A.02 Demolition and renovation activities shall be performed.....

- (2) Demolition/Renovation Plan. A demolition plan developed by a RPE and shall be submitted to the GDA. Plan shall be based on the engineering, lead and asbestos surveys and shall intend for the safe dismantling and removal of all building components and debris. This plan is required for all demolition and renovation activities and shall include, but is not limited to, the following basic elements:

Rationale: identifies minimum criteria for Demo/renovation Plan.



Section 23, Demolition, Renovation and Re-Occupancy

■ 23.B. Structural Demolition.

- 23.B.01 General. Removal of a facility may include the structure as well as any related appurtenances: fences, parking areas and associated lights, roadways and access from roadways, sidewalks and stairs associated with access, pads, patios, and paved lay-down areas, utilities, underground storage tank (UST)/above ground storage tank (AST), poles, interior and exterior equipment associated with the facility, interior and exterior equipment within the designated perimeter of the facility.
- Rationale: Identifies and clarifies requirements for this activity.



Section 23, Demolition, Renovation and Re-Occupancy

- **23.B. Structural Demolition.**
- 23.B.02 All operations involving the use of load handling equipment (LHE) shall meet Section 16 to include: Certificated of Compliance; documented personnel qualifications (operators, riggers, signal persons, others); LHE inspections, operational and load tests and certifications; and standard lift plan. If the manufacturer of the equipment does not allow the equipment to be utilized as planned, you are prohibited from performing this function.
- Rationale: Highlighted LHE activities to ensure compliance. This aspect of demo work being overlooked.




Section 24, Safe Access

- **24.B Ladders.** > See Sections 22.S, Ladder Work Stands and 22.T, Step, Platform, and Trestle Ladder Scaffolds.
- 24.B.01 The construction, installation, and use of ladders shall conform to ANSI/American Ladder Institute (ALI) A14 series standards as applicable. The load rating shall be clearly and legibly marked on all ladders.
- 24.B.02 Every ladderway, floor opening or platform shall be guarded by a standard railing with standard toe-board (when exposure exists to falling materials), on all exposed sides (except at entrance to opening). The passage through the railing shall be provided with either a guardrail or shall be offset so that a person cannot walk directly into the opening. The guarding shall meet the strength requirements of Section 21.F.01. Swing gates are preferred over chain gates.
- Rationale: OSHA has cited for non-compliance.



Section 24, Safe Access

24.B Ladders.

- 24.B.12 Use of ladders.
- a. Ladders shall be restricted to their intended use. Three points-of-contact shall be maintained at all times when ascending or descending ladders. > See Appendix Q.
 - **Rationale: Basic requirement but based on accident experience, need to emphasize.**
- 24.H. Safe Practices for Rope Access Work. New section that includes climbing equipment, general practices.
 - **Rationale: Rope access activities are being conducted and  yet were not regulated clearly.**

Section 25, Excavation and Trenching

- **Added Applicability Statement:**
- **25.A General.** The requirements of this Section are applicable to all Government and contractor work forces when their employees are performing excavation or trenching activities.



Section 25, Excavation and Trenching

- 25.A.01 defines/clarifies when an Excavation Plan and/or AHA is required and WHO prepares.
- 25.A.01 Excavation/Trenching Plan. An Excavation/Trenching Plan and/or Activity Hazard Analysis (AHA) will be prepared by the Competent Person (CP) for Excavation or a Registered Professional Engineer (RPE), submitted and accepted by the GDA prior to beginning operations. At a minimum, the items below shall be included:



Section 25, Excavation and Trenching

- 25.A.01 (cont'd) defines/clarifies when an Excavation Plan and/or AHA is required and WHO prepares.
- a. For excavations or trenches greater than 5 ft (1.5 m) in depth, both an Excavation/Trenching plan and AHA are required;
- b. For excavations/trenches less than 5 ft (1.5 m) in depth, or made entirely in stable rock, an AHA is required (See Sections 1 and 25.A.01.a) and the Excavation/Trenching plan is optional;
- c. Activity Hazard Analysis. The AHA shall include required information per Section 1 and in addition:



Section 25, Excavation and Trenching

- 25.A.02 Excavation, Testing and Documentation. > See Table 25-1.
- c. When persons for the purpose of inspection/testing will be in or around an excavation that is deeper than 6 ft (1.8 m) but less than 20 ft (6.1 m) or that contains hazards (e.g., impalement hazards, hazardous substances), they shall be provided with fall protection per Section 21.
- Exception: The Designated CP for Excavation may exempt the use of fall protection for inspectors/supervisors provided those individuals are not exposed to hazards within 24 in (0.6 m) of edges, the excavation contains no additional hazards and the individual(s) stay a minimum of 24 in (0.6 m) from the excavation's edge.
- Rationale: Defines FP requirements.



Section 25, Excavation and Trenching

- 25.B.02 Rescue Plan and Procedures. The employer is required to provide prompt rescue to all buried workers.
- a. A written rescue plan shall be prepared by the CP or a RPE, submitted and accepted by the GDA prior to beginning operations and maintained when workers are working at depths of over 5 ft (1.5 m).
- b. The plan shall contain provisions for self-rescue and assisted rescue of any worker who is buried.....
- Rationale: Ensure rescue of buried workers has been pre-planned.



Section 25, Excavation and Trenching

- 25.C Sloping and Benching
- Added: d. Design by a RPE. The sloping or benching systems was not created using Options a, b or c above but is instead, approved by a RPE. At least one copy of the design shall be maintained at the job site during excavation. Designs shall be in writing and include:
- Rationale: Allows this option to be used which was not clear in 2008 version; parallels OSHA



Section 26 –Underground Construction (Tunnels), Shafts and Caissons

- NEW. 26.A.11 Protection from falling material.
- a. A Competent Person shall inspect the roof, face and walls of the work area at the start of each shift and as often as necessary to determine the stability of the tunnel. > See 29 CFR 1926.800(o)(3)(i)(A).
- 26.A.13 Ground Support Systems.
- c. Rock bolt support systems shall be designed by a foundation engineer, geologist, geotechnical engineer, mining engineer or other qualified Registered Professional Engineer (RPE). Suitable protection shall be provided for employees exposed to the hazard of loose ground while installing ground support systems.
- Rationale: Add additional personnel to list of those that can perform the work. Specify the level of competence needed to perform the designs, inspections.



Section 26.F - Shafts

- 26.F.01 All wells or shafts over 5 ft (1.5 m) in depth...
- a. The full depth of the shaft shall be supported by casing or bracing except where the shaft penetrates into solid rock having characteristics that will not change because of exposure as determined by a CP or a Qualified Geotechnical Engineer.
- Rationale: Specified level of personnel qualification that must be used to make this determination.



Section 27, Concrete, Masonry, Roofing and Residential Construction

- Steel Erection was pulled out of Section 27 and placed in NEW Section 28;
- 27.F – Masonry Construction – added/clarified new requirements. A Masonry Bracing Plan is required. Added further need for a Qualified Person to inspect, make determinations for risk assessment.
- Rationale: requires intense planning for erection of any structure masonry. Added personnel level of expertise (QP) to make risk assessments.



Section 28, Steel Erection

- Section 28 Steel Erection – New section pulled out of Section 27; Parallels 29 CFR 1926 standard.
- Old Section 28 was HTRW – now is Section 33.
- Old Section 33 was MEC and was deleted.
- Section 28 B.01.b: add (4) If lifting equipment other than crane or derrick (e.g. all-terrain forklifts or PITs) is used, it must be used in accordance with the manufacturers' instructions. If LHE is used with rigging, see also Section 16.
- Rationale: Re-aligned new/old sections. LHE is misunderstood and this clarifies.



Section 28, Steel Erection

- Section 28.B.02: deleted “curtain walls, window walls, and siding systems” to be more in line with steel erection activities
- Section 28 B.03 – Deleted list of activities covered and added reference to “Refer to 29 CFR 1926.750 (b)(2) for a list of activities that are covered (but may not normally be considered) and occur during and are a part of steel erection activities.”
- 28.B.08 LHE Equipment. Clarified more requirements for use of LHE during Steel erection activities.



Section 29, Blasting

- Added applicability statement.
- **29.A General. This section applies to blasting activities performed by DA civilians or under DA contract with the use of commercial explosives on non-military lands/installations. For all other blasting activities, see Section 01.G.**
- Rationale: clarifies applicability and forwards reader to other activity references.



Section 29, Blasting

- Added new Prerequisite:
- 29.A.01 Prerequisites.
- a. An Explosives Safety Site Plan (ESSP), approved by DoD Explosives Safety Board, IAW DA Pam 385-64 and DA Pam 385-65, is required prior to the placement of explosives on site or the start of explosives-related operations.
- Rationale: ESSP required by DA Pam 385-64 and DA Pam 385-65. New DA requirements.



Section 30, Diving Operations

- Personnel quals: need to obtain DOCUMENTATION
- 30.A.06 Proof of certification (a diploma and/or official transcript) as a commercial working diver from an accredited commercial dive school and other dive-related training certificates (e.g. chamber operator, saturation diver, etc.) are required as proof of a dive team member's certification and/or experience. An ADCI card or similar certification from an internationally recognized commercial diving organization may be substituted as proof of training for divers demonstrating more than five (5) years of diving experience within the six (6) years preceding beginning of dive operations.



Section 30, Diving Operations

- Personnel quals: need to obtain DOCUMENTATION
- 30.A.08 Each dive team member shall have current certification in first aid and CPR from the American Red Cross (ARC), the American Heart Association (AHA), or from an organization whose training adheres to the standards of the International Liaison Committee on Resuscitation, or from a Licensed Physician (LP).

Rationale: insure appropriate training is needed for emergency situations.



Section 30, Diving Operations

- Personnel quals: need to obtain DOCUMENTATION
- 30.A.08
- a. Additionally, each dive team member shall have current certification in the use of emergency oxygen systems, and, if provided on the dive site, the use of Automated External Defibrillators (AEDs).
-
- b. All classes shall contain a hands-on component and cannot be taken online. Evidence of this will be a photocopy of the certificates. The certificate(s) shall state the date of issue and length of validity.



Section 30, Diving Operations

- 30.A.14.c. Diving in contaminated water is prohibited for all USACE projects unless supporting documentation is provided that demonstrates that divers and topside personnel are not exposed to, or will be protected from, known or potential contamination hazards that would pose a chronic or acute health risk.
- Rationale: Added new wording to cover diving in contaminated water. Also defined contaminated water.



Section 30, Diving Operations

- 30.D.03 A recompression chamber will be available for all SSA operations when diving outside the decompression limits, when utilizing mixed gas, and / or when diving at or deeper than 100 ft (30.5 m) is planned.
- a. Under these conditions, a dual lock, multi-place, recompression chamber (capable of recompressing a diver at the surface to a depth equivalent to 165 ft (50.3 m) of sea water) must be available at the dive location and immediately available for use.
- Rationale: Added new wording to cover these hazardous conditions.



Section 30, Diving Operations

- 30.D.03 (cont'd)
- b. The chamber must be of sufficient size to accommodate the diver as well as an inside tender, and a trained chamber operator must be immediately available.
- c. Sufficient oxygen shall be available to complete chamber operations.



Section 30, Diving Operations

- 30.B.08 Underwater Welding and Burning Operations.
- 30.E.10 Use of Surface Decompression with Oxygen (SUR-D-O2) and/or 100% oxygen in-water decompression by trained and certified dive teams, shall only be authorized as a decompression methodology upon submittal of an oxygen-specific decompression plan and schedule, and only with the expressed written approval of the District Dive Coordinator or alternate.
- Rationale: Added new wording to cover these operations.



Section 31, Tree Maintenance and Removal

- Provided requirements that parallel industry for Climbing, Felling, Brush Removal and Chipping, Pruning, Limbing, Bucking, Stump removal, PPE, vehicles, AWP's, trucks, and personnel qualifications.
- Read section carefully if applicable to work being performed.
- Rationale: USACE strengthened this section that was basically minimal in nature. Collaborated with Arborist Industry



Section 32, Airfield and Aircraft Operations

- New requirement:
- 32.A.02 Construction Safety and Phasing Plan (CSPP) and a Safety Plan Compliance Document (SPCD). Prior to the performance of any work upon or around an airfield, a CSPP and a SPCD will be prepared by a Competent Person (CP). The CSPP will follow the guidelines found in the most current edition of Federal Aviation Administration (FAA) Advisory Circular AC No: 150/5370-2F, Operational Safety on Airports During Construction.
- Rationale: Places USACE in-line with FAA



Section 32, Airfield and Aircraft Operations

- NEW WORDING to clarify this activity:
- 32.A.06 Excavations.
- a. Open trenches or excavations are not permitted within the RSA while the runway is open or on the Taxiway Surface Area while the taxiway is open. If possible, backfill trenches before the runway or taxiway is opened. If the runway or taxiway must be opened before excavations are backfilled, cover the excavations appropriately. Covering for open trenches must be designed to allow the safe operation of the heaviest aircraft operating on the runway across the trench without damage to the aircraft.



Section 32, Airfield and Aircraft Operations

- New Wording (cont'd)
- 32.A.06 Excavations.
- b. Construction contractors must prominently mark open trenches and excavations at the construction site with red or orange flags, as approved by the airport operator, and light them with red lights during hours of restricted visibility or darkness.



Section 32, Airfield and Aircraft Operations

- New Wording (cont'd)
- 32.A.06 Excavations.
 - c. Lights must be red, either steady burning or flashing, and must meet the luminance requirements of the State Highway Department. Lights must be mounted on barricades and spaced at no more than 10 ft (3 m). Lights must be operated between sunset and sunrise and during periods of low visibility whenever the airport is open for operations. They may be operated by photocell, but this may require that the contractor turn them on manually during periods of low visibility during daytime hours.



Section 32, Airfield and Aircraft Operations

- 32.A.08: Added wording that discusses vehicle access, training of vehicle drivers.
- 32.A.09: Clarifies requirements for landing areas hazardous to aircraft.
- 32.A.14: wording added to clarify Prohibitions.



Section 33, HAZWOPER

- Old Section 28, New Section 33
- Section 33.B, new language clarifies when APP, abbreviated APP, SSHP and AHAs are required and what must be included.
- Otherwise, language basically the same



Section 34, Confined Space Entry

34.A.02 USACE-conducted CS work activities on or in a watercraft or vessel of any kind and/or associated with vessel repair and maintenance operations are covered in Section 34.B.

- Added language to clarify that confined spaces on watercraft are covered under Section 34.B



Section 34, Confined Space Entry

34.A.04 Added:

- a. On USACE facilities, all fixed permit-required CS (PRCS) shall be labeled as a PRCS. With the approval of the local Safety Office (SOHO), the CSCP may exclude from labeling those confined spaces that pose little or no hazard, (i.e., a navigation lock), but meet the strict definition of a permit-required confined space (PRCS).

- b. On construction sites and/or during O&M activities, all fixed PRCS shall be labeled as a danger. PRCS that are created as part of construction work shall be labeled and have a barrier to restrict entry. All Non Permit-Required Confined Spaces (NPRCS) created as part of construction and/or O&M activities are not required to be labeled.



Section 34, Confined Space Entry



Section 34, Confined Space Entry

- Added a Flow Chart to aid in determination of a permit required and non-permit required confined space added a sample confined space permit.
- Clearly defines the responsibility of the entry supervisor or manager and the Confined Space Competent Person to identify who is responsible and to be in compliance with 1910.146.



Section 34, Confined Space Entry



- Require After Action Review and Annual Program Review.
- Because of infrequent nature of CSE in many locations.
- 34.A.07.c.(1) NPRCS Added:
 - Describe the potential atmospheric and/or physical hazards that are present in the CS and the necessary controls for these hazards, necessary training requirements of entrants and workers within visual contact.



Section 34, Confined Space Entry

- 34.A.07. Added language: On notifying emergency services of pending entry and the nature of the hazards in the confined space.
- 34.A.08 Employee Training. Required not only the confined space entrants and the attendant to be trained, but an awareness training for adjacent workers. Clearly defined what is to be in the training. Required a review of the training before each entry.



Section 34, Confined Space Entry

- 34.B.01 Added definitions of confined spaces on vessels.
 - a. If the potential CS has an oxygen deficient atmosphere, the space shall be labeled “Not Safe for Workers.”
 - b. If the potential CS has a oxygen-enriched atmosphere, the space shall be labeled “Not Safe for Workers – Not Safe for Hot Work.”
 - c. If the potential CS contains a flammable gases or vapors at 10% or higher than the lower explosive limits for the gases, then the space shall be labeled “Not Safety for Workers – Not Safe for Hot Work.”
 - d. If the CS contains a potential atmosphere that is toxic, corrosive, or irritants that exceed the OEL, the space shall be labeled “Not Safe for Workers.”
-
- Requested clarification



Section 34, Confined Space Entry

- 34.B.02 Before and during entry... Added: At a minimum the entry log or form shall have the time and date, monitoring device type, model, serial number, and calibration date, and the name of the individual doing the testing.
- Based on total lack of documentation on monitoring on vessels.
- Required the air monitoring to be before each entry.
- Increased the training requirements.
- Restricted hot work and required more training and air monitoring for hot work in confined spaces on vessels.



Appendices A-Q

- Appendix A – Accident Prevention Plans (same)
- Appendix B – Emergency Operations (same)
- Appendix C – Process for Request for Interpretations to EM (old Appendix M)
- Appendix D – Process for Request for Waiver/Variance to EM (old Appendix N)
- Appendix E – Assured Equipment Grounding Conductor Program (AEGCP)(old Appendix D)
- Appendix F – Floating Plant/Marine Railing Types (old Appendix U)
- Appendix G – Manning Levels for Dive Teams (old Appendix O)
- **Appendices H-R – BLANK**
- Appendix Q - Definitions

